

# Renaissance™ Real Wood Options

## Cherry




044 Natural Cherry



302 Light Oak



110 Honey



079 Cherry



025 Walnut



1027 Smokey Elm


## Oak




007 Natural Oak




060 Light Oak



009 Honey



006 Cherry



449 Walnut



1023 Smokey Elm



FSC Certified wood available upon specification of certain models (*not applicable to Bamboo or Beech*)

Custom wood species, stains and painted finishes are also available. Wood rail products are finished with waterborne finishes.  
 \* Optional powder coat finishes are available on all models with visible stainless steel and aluminum components except CRWS-2, FRWS-2, HRW-20S, HRW-45S, the round brackets for HRWS-6C and HRS-6C, and stainless steel sheet and kick/push plates.  
 For handrails and crash rails, Oak, Maple and Cherry wood supplied in random lengths 7-12' (2.1-3.7m), Beech in 7-11' (2.1-3.4m) and Bamboo 7-8' (2.1-2.4m).

# Renaissance™ Real Wood Options

## Beech



052 Natural



055 Light Oak



053 Honey



054 Cherry



450 Walnut



1026 Smokey Elm

## Maple




008 Natural Maple




061 Light Oak




004 Honey



001 Cherry



448 Walnut



1032 Smokey Elm



FSC Certified wood available upon specification of certain models (*not applicable to Bamboo or Beech*)

Custom wood species, stains and painted finishes are also available. Wood rail products are finished with waterborne finishes.  
 \* Optional powder coat finishes are available on all models with visible stainless steel and aluminum components except CRWS-2, FRWS-2, HRW-20S, HRW-45S, the round brackets for HRWS-6C and HRS-6C, and stainless steel sheet and kick/push plates.  
 For handrails and crash rails, Oak, Maple and Cherry wood supplied in random lengths 7-12' (2.1-3.7m), Beech in 7-11' (2.1-3.4m) and Bamboo 7-8' (2.1-2.4m).

# Renaissance™ Real Wood Options

## Bamboo




199 Natural




200 Light Oak




201 Honey



202 Cherry



452 Walnut



1025 Smokey Elm



FSC Certified wood available upon specification of certain models (*not applicable to Bamboo or Beech*)

*Custom wood species, stains and painted finishes are also available. Wood rail products are finished with waterborne finishes. \* Optional powder coat finishes are available on all models with visible stainless steel and aluminum components except CRWS-2, FRWS-2, HRW-20S, HRW-45S, the round brackets for HRWS-6C and HRS-6C, and stainless steel sheet and kick/push plates. For handrails and crash rails, Oak, Maple and Cherry wood supplied in random lengths 7-12' (2.1-3.7m), Beech in 7-11' (2.1-3.4m) and Bamboo 7-8' (2.1-2.4m).*