

Drainable Louvers

Drainable Louvers provide drainage for rain coming in contact with the face/blade of the louver. Drainable Louvers offer high free area and high air flow with a low pressure drop where minimal water migration is acceptable. They are economical and available in a variety of blade and frame styles.

Advantages

- Manages water from cascading down the louver
- Customizable for metal panel and curtain wall applications
- High free area
- Low pressure drop
- Continuous line configurations available

Applications

- Intake and exhaust applications requiring high free area
- Rain defense
- Building envelope customization with non-functioning louvers



Model A6177



[View 3D Model](#) →

Drainable Louvers

Finish Options



See all finish options online at c-sgroup.com.

Product Details

MODEL	LOUVER DEPTH	BLADE SPACING
A2097	2" (50.8mm)	1 7/8" (47.6mm)
A4097	4" (101.6mm)	4" (101.6mm)
A4177	4" (101.6mm)	3 1/4" (82.55mm)
B5157	5" (127.0mm)	2 1/2" (63.5mm)
A6097	6" (152.4mm)	6" (152.4mm)
A6155	6" (152.4mm)	5 5/8" (142.9mm)
A6177	6" (152.4mm)	5 3/4" (146.1mm)

Certifications/Testing*

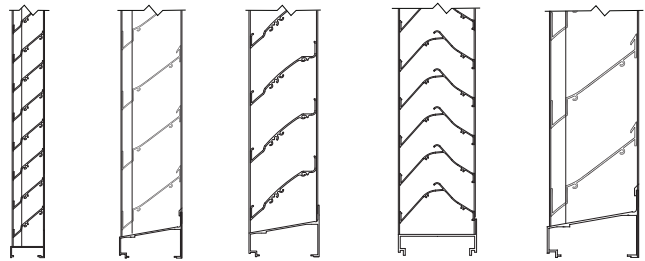
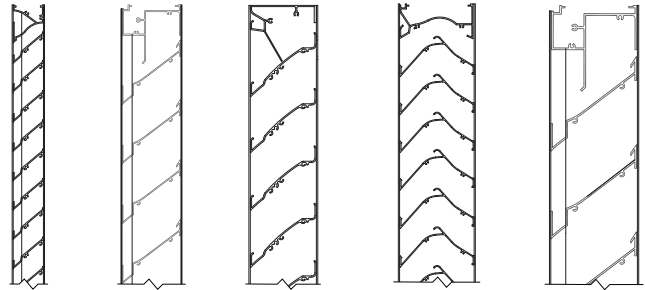
- AMCA Certified

*For model specific certifications, listing and testing - refer to the Performance Chart on our **Architectural Louvers Product Guide**.

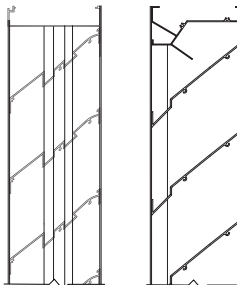
Warranty

- 1-year Material Warranty
- 20-year Finish Warranty (excludes anodized)
- 10-year Finish Warranty Wood Grain

Models



A2097 A4097 A4177 B5157 A6097



A6155 A6177



Learn More →