


FCF Series



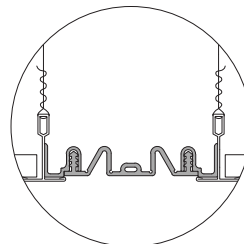
This flush, single gasket ceiling cover system is ideal for interior applications where minimal visual impact is preferred. Gasket profiles vary based on joint size to offer flexibility in installation and field construction. This series is also designed to match select flush wall cover systems.

Product Details

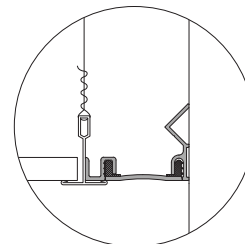
- Joint sizes range from 1" to 10" (25.4mm to 254mm)
- 10' (3.048m) stock lengths
- Select sizes are in stock for fast shipping
- Meets ASTM E1399
- Standard Five-Year Warranty



Applications



Ceiling to Ceiling



Ceiling to Wall

Gasket Color Options



Aluminum in contact with concrete/masonry will have a 2 mil, heavy metal free, high solids primer. For custom applications, loading or finishes, contact your Representative.



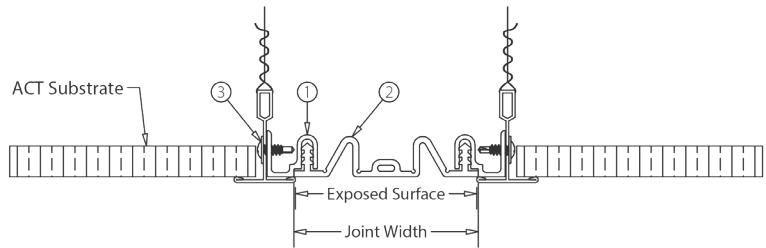
Additional resources

FCF - Ceiling to Ceiling

[Buy Online](#)



- 1. Floating extruded frame
- 2. Extruded flexible gasket
- 3. Fastener




Ceiling to Ceiling - Performance Data

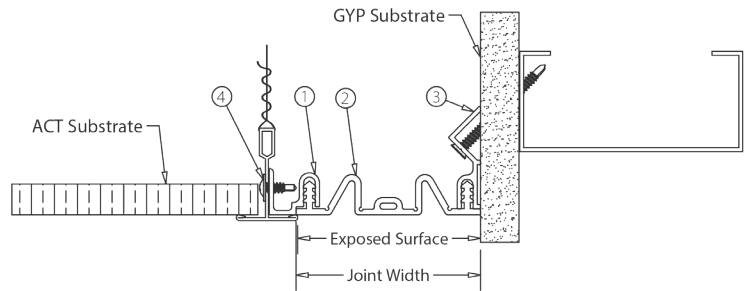
MODEL	JOINT WIDTH	MIN. OPENING	MAX. OPENING	EXPOSED SURFACE	BLOCKOUT WIDTH	BLOCKOUT HEIGHT
FCF-100	1.00" (25mm)	0.75" (19mm)	1.25" (32mm)	0.81" (21mm)	N/A	N/A
FCF-200	2.00" (51mm)	1.50" (38mm)	2.50" (64mm)	1.63" (41mm)	N/A	N/A
FCF-300	3.00" (76mm)	1.25" (32mm)	4.50" (114mm)	3.00" (76mm)	N/A	N/A
FCF-400	4.00" (102mm)	1.25" (32mm)	6.00" (152mm)	4.00" (102mm)	N/A	N/A
FCF-500	5.00" (127mm)	1.25" (32mm)	7.50" (191mm)	5.00" (127mm)	N/A	N/A
FCF-600*	6.00" (152mm)	1.75" (44mm)	9.00" (229mm)	6.00" (152mm)	N/A	N/A
FCF-700	7.00" (178mm)	2.50" (64mm)	10.50" (267mm)	7.00" (178mm)	N/A	N/A
FCF-800	8.00" (203mm)	2.50" (64mm)	12.00" (305mm)	8.00" (203mm)	N/A	N/A
FCF-900	9.00" (229mm)	2.50" (64mm)	13.50" (343mm)	9.00" (229mm)	N/A	N/A
FCF-1000	10.00" (254mm)	2.50" (64mm)	15.00" (381mm)	10.00" (254mm)	N/A	N/A

*FCF-600 frames differ in design

FCFC - Ceiling to Wall



- 1. Floating extruded frame
- 2. Extruded flexible gasket
- 3. Continuous extruded aluminum frame
- 4. Fastener



Ceiling to Wall - Performance Data

MODEL	JOINT WIDTH	MIN. OPENING	MAX. OPENING	EXPOSED SURFACE	BLOCKOUT WIDTH	BLOCKOUT HEIGHT
FCFC-100	1.00" (25mm)	0.75" (19mm)	1.25" (32mm)	1.00" (25mm)	N/A	N/A
FCFC-200	2.00" (51mm)	1.50" (38mm)	2.50" (64mm)	1.75" (44mm)	N/A	N/A
FCFC-300	3.00" (76mm)	1.25" (32mm)	4.50" (114mm)	3.00" (76mm)	N/A	N/A
FCFC-400	4.00" (102mm)	1.25" (32mm)	6.00" (152mm)	4.00" (102mm)	N/A	N/A
FCFC-500	5.00" (127mm)	1.25" (32mm)	7.50" (191mm)	5.00" (127mm)	N/A	N/A
FCFC-600*	6.00" (152mm)	1.75" (44mm)	9.00" (229mm)	6.00" (152mm)	N/A	N/A
FCFC-700	7.00" (178mm)	2.50" (64mm)	10.50" (267mm)	7.00" (178mm)	N/A	N/A
FCFC-800	8.00" (203mm)	2.50" (64mm)	12.00" (305mm)	8.00" (203mm)	N/A	N/A
FCFC-900	9.00" (229mm)	2.50" (64mm)	13.50" (343mm)	9.00" (229mm)	N/A	N/A
FCFC-1000	10.00" (254mm)	2.50" (64mm)	15.00" (381mm)	10.00" (254mm)	N/A	N/A

*FCFC-600 frames differ in design

FCF Series

Material Details

- Aluminum extrusions made from multiple alloys & tempers established to be the most appropriate for the given use of individual parts. Will be one of the following:
 - (6063-T5, T6, T52) (6061-T5, T6, T51) (6105-T5, T6) (6005-T5) (6005A-T5, T61), ASTM B221
- Seal Material
 - Santoprene-TPV 8201-70 (Colors 232 White, 270 Greige, 764 Platinum)
 - Santoprene-TPV 8221-70 (Colors 108 Black, 136 Gray)
- Single Durometer - 65 Shore A, ASTM D2000