

508

INTERIOR PRODUCTS

Acrovyn[®]
Dimensional Moldings

Dimensional moldings— *design made easy.*

Our versatile Dimensional Moldings offer you the freedom to design interiors that coordinate with existing aesthetics or stand out as unique spaces- all with the protection and durability of Acrovyn®.

INSPIRATION	4
HOW TO SPECIFY	6
BUILD YOUR SYSTEM	8



Let our feature rails *inspire you.*

Does your style skew more toward the Traditional-rich in history with familiar shapes and features or toward the Contemporary with its sleek, clean, and sharp lines? Or maybe you prefer something in between, a Transitional look featuring a fresh take on traditional details? Wherever you gather your inspiration, our collection of feature rails is the perfect addition to any style.



Create any design style.

Achieving a millwork style design doesn't have to be complicated. The Dimensional Moldings system makes it simple to update a space or create a design statement – all while keeping it protected. Available in various styles, finishes, and sizes, the possibilities are endless to start creating high-end, unique spaces.

Create something beautiful

- 1 Determine lineal footage & height
- 2 Select & calculate desired wall covering needs
- 3 Choose wall base trim height
- 4 Choose wall base trim height
- 5 Select feature rail
- 6 Choose additional components & widths
- 7 Determine inside & outside corner requirements

WATCH IT ASSEMBLE



*Traditional



*Transitional

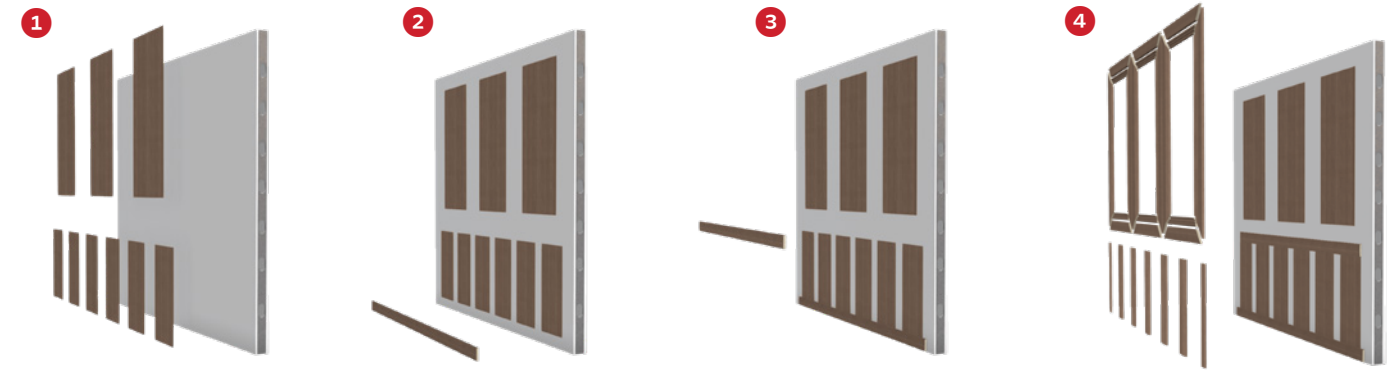


*Contemporary




Pick your parts.

Our Dimensional Moldings system lets you mix and match Acrovyn sheet with components and feature rails to create endless, paneled looks to elevate your space. Available in solid colors and woodgrains, these feature rails and components range in style and size to help meet the exact specification for your project.



1 Rigid Wall Covering (.040")

Install vertically or horizontally to achieve desired coverage; trim to desired height in field. Sheet options include solid colors, woodgrains, Acrovyn by Design® Metallics and Patterns.



2 Wall Base Trim

Place base trims directly over sheet. Wider trim can be used as topcap for halfwall.



SFR-WB

3 Feature Rails

Miter easily to frame windows, door frames, corners and other features.



● Tudor Rail FR-260



● Neoclassic Rail FR-251



● Colonial Rail FR-252



● Stepdown Rail FR-254



● Gothic Rail FR-255



● Angle Rail FR-257



*Feature Rails product sheet



● Federal Rail FR-253



● Victorian Rail FR-451



● Square Rail FR-259



● Reveal Rail FR-256



● Slab Rail FR-258

- Traditional
- Transitional
- Contemporary

4 Components

Variety of panelized designs are possible by incorporating matching or contrasting vertical or horizontal components.



*Components product sheet



Handrail Backer Board/Horizontal Trim SFR-HBB



Notched Wainscot Trim SFR-WR

Vertical Trims & Corners

Vertical Trim installs directly over vertical sheet joints. Coordinate corner thickness with horizontal trims to minimize trim exposure.



Vertical Trim SFR-VT



Inside Corner Trim SFR-IVC

Odd degree Corner Trim SFR-AIC


Min-Max 70°-140°



Outside Corner Trim SFR-OVC

Odd degree Corner Trim SFR-AOC

Min-Max 70°-140°



Construction Specialties®

c-sgroup.com | 800.233.8493