

3/8" GRIDLINE WITH NO FRAME AND SURFACE LOCK DOWNS

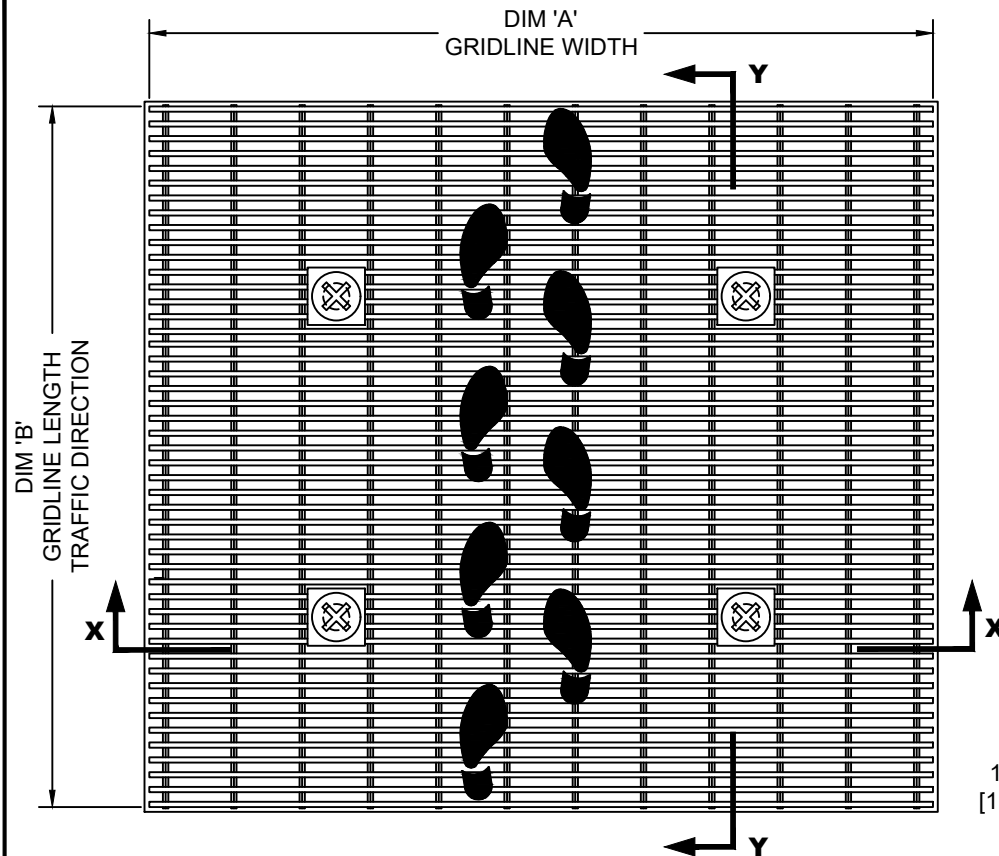
INSERT STYLE: N/A

INSERT COLOR: N/A

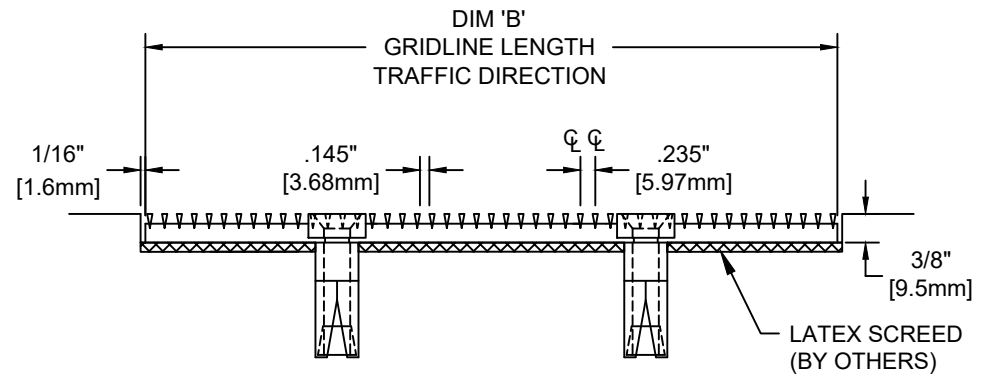
CATALOG NUMBER: G6

PART NUMBER:

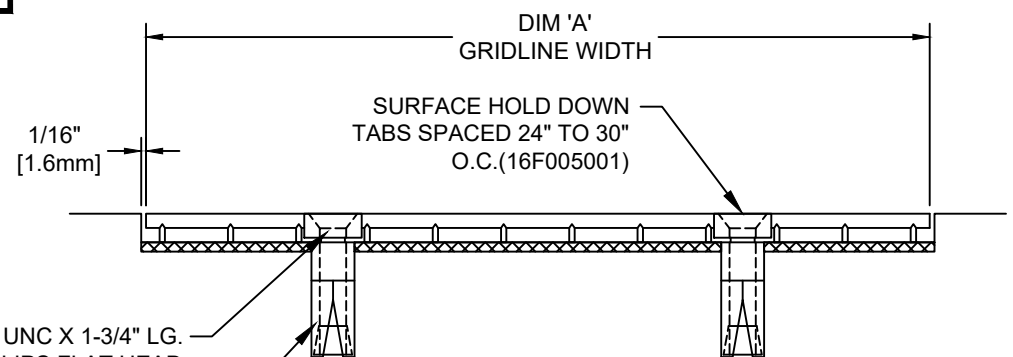
NO.	REVISION	DATE	BY
NO.	F&F RELEASE	DATE	BY



TYPICAL PLAN VIEW



SECTION Y-Y



SECTION X-X

5/16"-18 UNC X 1-3/4" LG.  
S/S PHILLIPS FLAT HEAD  
MACHINE SCREW (90H523002)

5/16" DIA. EXPANSION  
SHIELD (90H090004)

NOTES:

\*MAX. SINGLE GRID SIZE NOT TO EXCEED 95-1/4" [2.419M] IN WIDTH (DIM 'A') AND 49-1/16" [1.246M] IN LENGTH (DIM 'B')  
\*ALL SURFACE WIRES AND SUPPORT BARS ARE ELECTRONICALLY RESISTANCE WELDED TO ENSURE CORRECT WEIGHT BEARING PROPERTIES.

\*GRIDS SHALL BE ABLE TO SUPPORT A 1000LB ROLLING LOAD.  
\* SURFACE WIRE SPACING PROVIDES A 57.7% EFFECTIVE OPEN AREA FOR DIRT AND MOISTURE REMOVAL.  
\*ADDITIONAL SPECIFICATIONS ARE CONTAINED IN THE LATEST C/S CATALOG OR AT C-SGROUP.COM AND ARE CONSIDERED PART OF THIS TRANSMITTAL.

**CS Construction Specialties™**  
8696 Route 405 Highway, Muncy PA 17756  
(800) 233-8493 • Fax (570) 546-4692 • www.c-sgroup.com

PLEASE VERIFY ALL	QTY	MARK #	LOCATION	MODEL	DIM 'A' WIDTH	DIM 'B' LENGTH	REMARKS

PROJECT:		
LOCATION:		
CONTRACTOR:		
AGENT:		SHT:
DRG. BY:	DATE:	JOB NO.: