

Thinline Louvers

Use Thinline Louvers where louvers greater than 3" deep are not practical. These shallow blade louvers, which provide high free area, are ideal for thin wall and curtain wall applications where minimal depth is required and water mitigation is not a concern. Available in mullion and continuous line.

Advantages

- Tight blade spacing
- Narrow profile allows for easy installation into curtain wall or in any situation where depth is restricted
- Glazing frames available for curtain wall and storefront integration
- Low pressure drop

Applications

- PTAC (packaged terminal air conditioner)
- VTAC (vertical terminal air conditioner)
- Curtain wall and storefront



Model 2282



[View 3D Model](#) →

Thinline Louvers

Finish Options



See all finish options online at c-sgroup.com.

Product Details

MODEL	LOUVER DEPTH	BLADE SPACING
1302	1 3/8" (34.9mm)	3/4" (19.1mm)
2252	2 1/4" (57.2mm)	3" (76.2mm)
2282	2 1/4" (57.2mm)	1 7/8" (47.6mm)
A2097	2 1/4" (57.2mm)	1 7/8" (47.6mm)
RS-2300	2" (50.8mm)	1 1/2" (38.1mm)

Certifications/Testing*

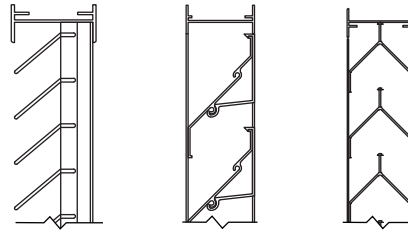
- AMCA Certified

*For model specific certifications, listing and testing - refer to the Performance Chart on our *Architectural Louvers Product Guide*.

Warranty

- 1-year Material Warranty
- 20-year Finish Warranty (excludes anodized)
- 10-year Finish Warranty Wood Grain

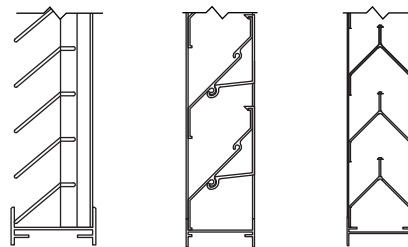
Models



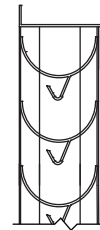
1302

2252

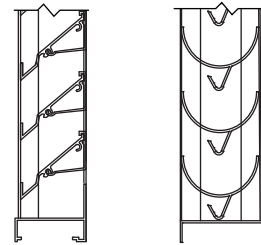
2282



A2097



RS-2300



Learn More →