

DGTR-S & DGTRW-S Series

Technical Data:

Aluminum

- Extrusion – CS uses multiple alloys & tempers which are established to be the most appropriate for the given use of individual parts. Will be one of the following: (6063-T5, T6, T52) (6061-T5, T6, T51) (6105-T5, T6) (6005-T5) (6005A-T5, T61), ASTM B221

Stainless Steel

- Type 304 ASTM A167, A240A, A240M

Primary Seal

- Dual Durometer 65 Shore A, 90 Shore A, ASTM D2240
- Available in 4 Standard colors

Premium Color

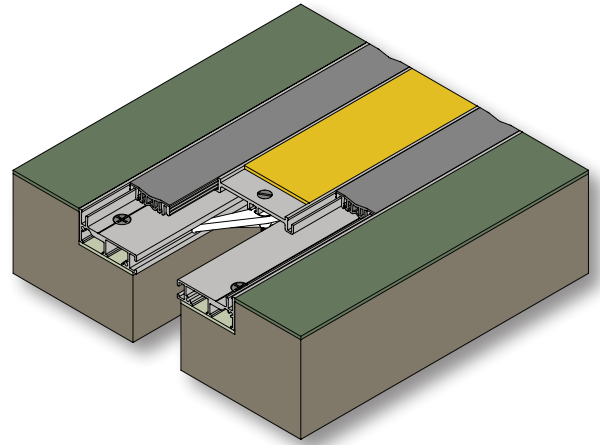
- Platinum

Turnbar

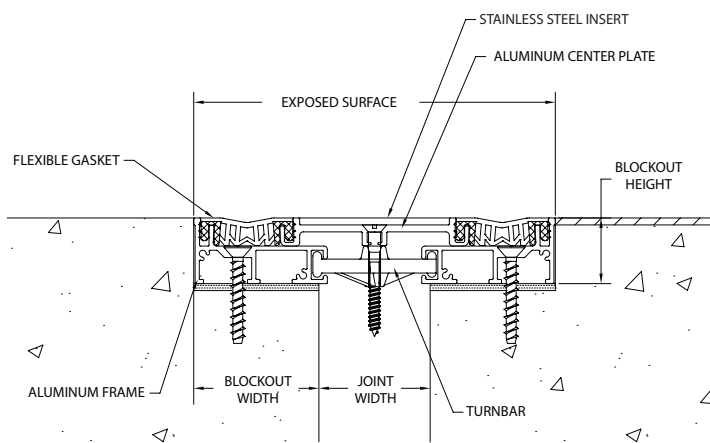
- Injection Molded, Glass-Reinforced Plastic

Standard Loading

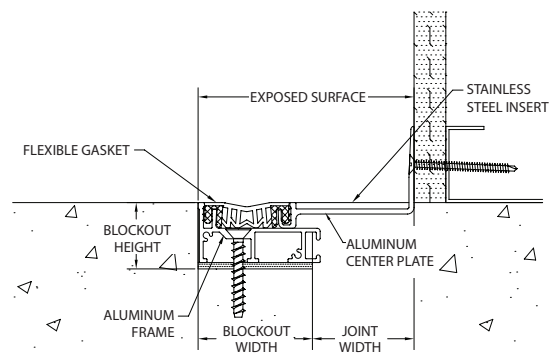
- 500 lbs.



MODEL	JOINT WIDTH	MINIMUM OPENING	MAXIMUM OPENING	EXPOSED SURFACE	BLOCKOUT WIDTH	BLOCKOUT HEIGHT
DGTR-200S/B	2.00" (51mm)	1.00" (25mm)	3.75" (95mm)	6.50" (165mm)	2.25" (57mm)	1.19" (30mm)
DGTR-300S/B	3.00" (76mm)	1.25" (32mm)	6.00" (152mm)	10.00" (254mm)	3.50" (89mm)	1.19" (30mm)
DGTR-400S/B	4.00" (102mm)	1.25" (32mm)	6.25" (159mm)	11.00" (279mm)	3.50" (89mm)	1.19" (30mm)
DGTRW-200S/B	2.00" (51mm)	1.00" (25mm)	3.00" (76mm)	4.25" (108mm)	2.25" (57mm)	1.19" (30mm)
DGTRW-300S/B	3.00" (76mm)	1.50" (38mm)	4.50" (114mm)	6.50" (165mm)	3.50" (89mm)	1.19" (30mm)
DGTRW-400S/B	4.00" (102mm)	2.50" (64mm)	5.50" (140mm)	7.50" (191mm)	3.50" (89mm)	1.19" (30mm)



DGTR-S



DGTRW-S