



# QT-CAB-eLED+0-10V

12V or 24V DC Power Supply -  
60W-600W



- Housing can be recessed or surface mounted
- Type IC rated
- Designed for indoor use
- Features 0-10V dimming
- Compatible with 12VDC or 24VDC constant voltage products
- UL listed enclosure allows for 1-6 drivers and 1-6 dimming modules
- Designed for interior use

## QT-CAB ORDERING PROCESS

**A** Specify housing

**B** Specify power supply tray details

### A. HOUSING

A1	A2
PRODUCT	COLOR
QT-CAB	

Sample Part Number: **QT-CAB-WH**

### B. POWER SUPPLY TRAY DETAILS

B1	B2	B3	B4	B5	B6	B7
PRODUCT	WATTAGE	PRIMARY VOLTAGE	SECONDARY VOLTAGE	CONTROL	ASSEMBLY	CORRELATED HOUSING COLOR
QT-CAB-eLED				0-10V		

Sample Part Number: **QT-CAB-eLED-60W-UNV-12VDC-0-10V-NI-WH**

A1	PRODUCT
	QT-CAB

A2	COLOR
WH	White (Standard)
BK	Black Powder Coat Finish

B1	PRODUCT
	QT-CAB-eLED

B2	WATTAGE
60W	1 60W Driver
120W	2 60W Drivers
180W	3 60W Drivers
240W	4 60W Drivers
300W	5 60W Drivers
360W	6 60W Drivers
100W	1 100W Driver
200W	2 100W Drivers
300W	3 100W Drivers
400W	4 100W Drivers
500W	5 100W Drivers
600W	6 100W Drivers

B3	PRIMARY VOLTAGE
UNV	Universal (120-277V)
UNV	Universal (120-277V)

B4	SECONDARY VOLTAGE
12VDC	
24VDC	

B5	CONTROL
0-10V	

B6	ASSEMBLY
FA	Factory Assembled
NI	Not Installed
Select NI to receive the housing before the power supply tray ships.	

B7	CORRELATED HOUSING COLOR
WH	White (Standard)
BK	Black Powder Coat Finish

## COMPATIBLE LEDS

### STATIC WHITE

SW24/1.5-4.0	✓
SW24/5.0, SW-HE, SW-HE+	✓
SD-SW24/1.0-4.0	✓
SD-SW24/6.0	✓
SW-IA	
SW-XT	✓

### OTHER

DW-HE Tunable Applications	
DW-HE Warm Dim Applications	
WD	✓
SC	✓
RGB	
RGBW, RGBW-HE	

### SHEETS

Q-SHEETS SW	✓
Q-SHEETS DW Tunable Applications	
Q-SHEETS DW Warm Dim Applications	
Q-SHEETS RGB	
Q-SHEETS RGBW	

### MICRO 5

MICRO 5-SW	✓
MICRO 5-DW Tunable Applications	
MICRO 5-DW Warm Dim Applications	
MICRO 5-RGB	



# QT-CAB-eLED+0-10V

12V or 24V DC Power Supply - 60W–600W

## PRODUCT INFORMATION

- Limited output voltage and current, plus isolation for safe operation
- Dimmable 0.1% - 100% w/ additional 0-10V dimming module
- Fully potted driver(s) for moisture resistance
- Suitable for dry and damp locations
- Suitable for surface or recessed mounting use
- Type IC rated
- Primary voltage - universal (120-277V)
- Wide operating temperature range: -4°F to 104°F
- Storage temperature range: -40°F to 185°F
- Installation temperature range: -4°F to 140°F
- Fits up to (6): 60W 12VDC or (6):100W 24VDC driver(s) and 0-10V dimming module(s) in the same housing
- Up to (6) 0-10V dimming zones. Each circuit has a dedicated 0-10V control.
- Up to (6) primary zones. Each output circuit has a dedicated AC input.
- 5 year warranty
- Driver has Class A sound rating
- Class 2 output
- CSA #239924
- Low Voltage Lighting Systems
  - CSA class 3425-15 and class 3425-95
  - CSA standard C22.2 No. 250.0-08 - Luminaires
  - ANSI/ UL standard 2108 - Low voltage lighting systems
  - CSA standard C22.2 No 250.13-14 - Light emitting diode (LED) equipment for lighting applications
  - ANSI/ UL standard 8750 - Light emitting diode (LED) equipment for use in lighting products

## VOLTAGE DROP CHART

This product must be installed in accordance with the applicable installation code by a person familiar with the construction and operation of the product and the hazards involved. If dimming with optional 0-10V dimming module, use a dimmer rated for 0-10

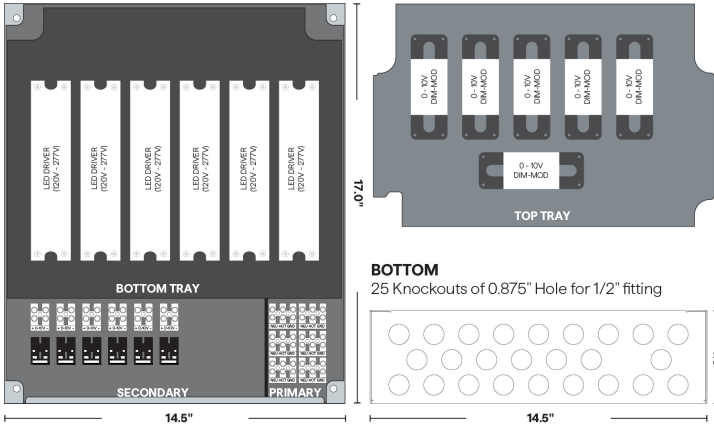
VDC	Load Wattage (W)	Distance from PS for 5% Voltage Drop								
		10 AWG	12 AWG	14 AWG	16 AWG	18 AWG	20 AWG	22 AWG	24 AWG	26 AWG
12	12	571	359	226	142	89	56	35	22	14
	25	274	172	108	68	43	27	17	11	7
	60	114	72	45	28	18	11	7	4	3
24	17	806	507	319	200	126	79	50	31	20
	25	548	345	217	136	86	54	34	21	13
	40	342	215	135	85	54	34	21	13	8
	80	171	108	68	43	27	17	11	7	4
	100	137	86	54	34	21	14	9	5	3



# QT-CAB-eLED+0-10V

12V or 24V DC Power Supply - 60W-600W

## A1 PRODUCT - DIMENSIONS



## B2 TECHNICAL INFORMATION

Wattage	Max Load (Watts)	Secondary Voltage	Max Prim Amps @ 120V	Max Prim Amps @ 277V
60W	1×60W	12VDC	0.60A	0.29A
120W	2×60W	12VDC	1.20A	0.58A
180W	3×60W	12VDC	1.80A	0.87A
240W	4×60W	12VDC	2.40A	1.16A
300W	5×60W	12VDC	3.00A	1.45A
360W	6×60W	12VDC	3.60A	1.74A
100W	1×100W	24VDC	0.95A	0.40A
200W	2×100W	24VDC	1.90A	0.80A
300W	3×100W	24VDC	2.85A	1.20A
400W	4×100W	24VDC	3.80A	1.60A
500W	5×100W	24VDC	4.75A	2.00A
600W	6×100W	24VDC	5.70A	2.40A

## HOUSING

- 18 gauge welded steel enclosure: 14.5"W x 17.0"H x 4.00"D
- Door: 15.5"W x 18.0"H
- Knockouts: 25
- Bracket kit included for recessed or surface mounting.

## PERFORMANCE

- Rated for surface mount or recessed use
- Type IC rated
- Fully rated to operate low voltage load at listed wattage (No derating required)
- Voltage regulation to 2% or less of rated output voltage
- The ability to be dimmed using 0-10V dimming
- Universal input range of 120-277 Vrms
- Low Voltage Lighting Systems
  - CSA Class 3425-15 and Class 3425-95
  - Short circuit protection (SCP)
  - Over voltage protection (OVP)
  - Over current protection (OCP)
  - Live tested by the manufacturer to ensure proper operation
- Terminal blocks are made of tin plated copper with a voltage rating of 300V and a current rating of 40A



QT-CAB-eLED+0-10V

12V or 24V DC Power Supply - 60W-600W

SPECIFICATIONS

Input	12VDC			24VDC		
Input Voltage (Vrms)	120	230	277	120	230	277
Input Current, max (Arms)	0.58	0.30	0.25	0.98	0.51	0.42
Inrush Current, max* (Apk)	-	-	-	45	90	100
Input Frequency (Hz)	50/60			50/60		
Input Power (Wmax)	70			117		

Output	12VDC	24VDC
Output Voltage, nom (V)	12	24
Output Current (A)	5.0	4.1
Output Power (Wmax)	60	100
Dimming 0-10V, max	2mA	

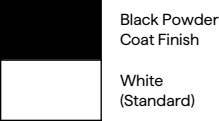
Environmental	Min	Nom	Max	Min	Nom	Max
THD (%)	-	-	20	-	-	20
PF (%)	0.90	-	-	0.90	-	-
Case Temp (°F)	-	-	90	-	-	90

\*-200us event

PROTECTIONS

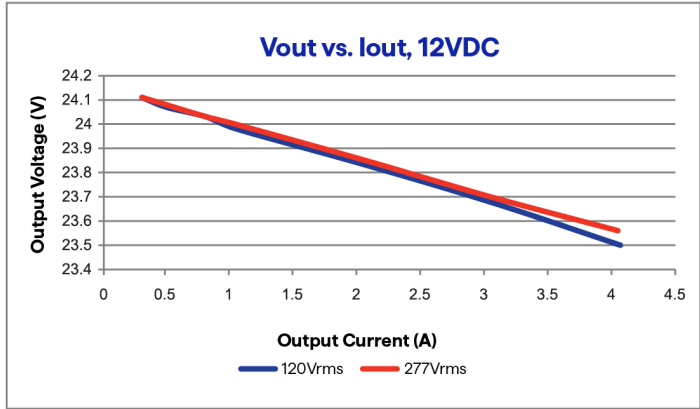
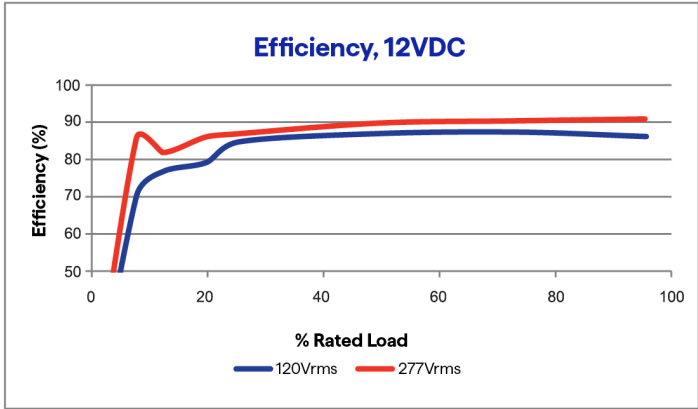
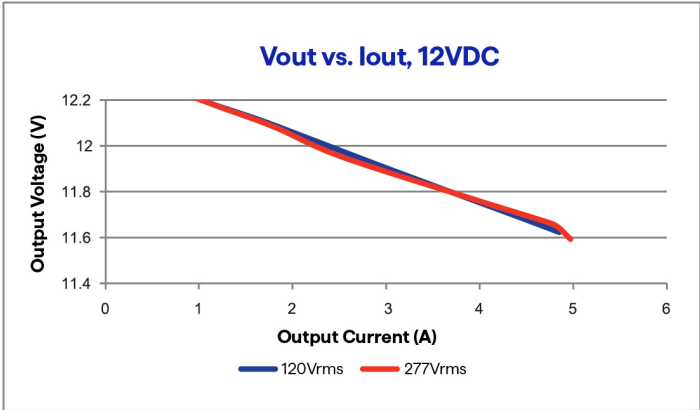
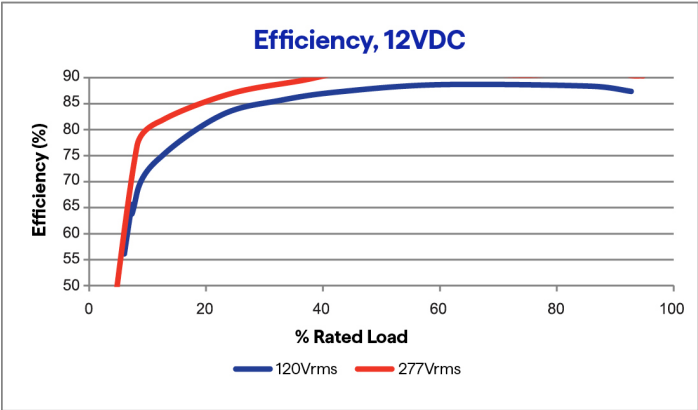
- Short Circuit Protection (SCP)
- Over Voltage Protection (OVP)
- Over Current Protection (OCP)
- Class 2 Output

A2 COLOR



COMPLIANCE

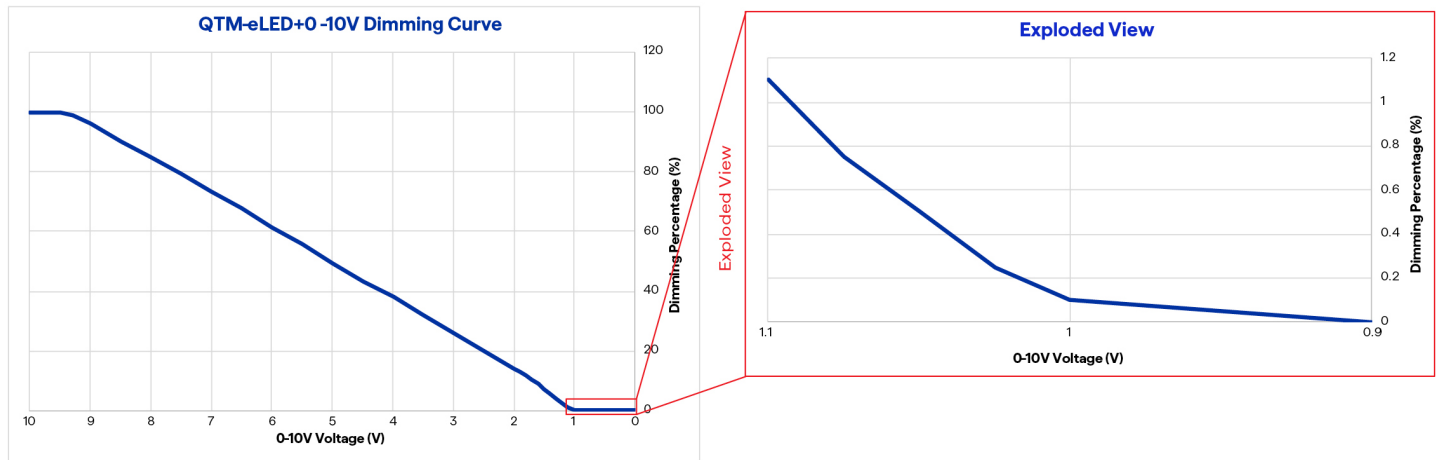
- EMI Spec
  - FCC 47 Part 15
  - EN61000-3-2
- CSA Certified
  - UL-2108
  - UL-8750
  - CSA C22.2 No 250.0-08
  - CSA C22.2 No 250.13-14





## QT-CAB-eLED+0-10V

12V or 24V DC Power Supply - 60W-600W



## COMPATIBLE WIRING ACCESSORIES



UL Listed, miniature  
junction box, DRY/DMP  
(WET rated with silicone)