



INTERIOR PRODUCTS

Acrovyn by Design[®]
custom graphics.



PENN STATE
HEALTH CHILDREN'S
HEART GROUP
ACROVYN BY DESIGN





Table *of contents*

- Pricing
- Image Setup
- Print Process
- Image Guide
- Image Requirements
- Getty Image Guide

Setup fee

There is a setup fee for each image file. Images that are specified in multiple sizes will be subject to an additional setup fee per size.

Standard CMYK versus target spot colors

Acrovyn by Design (AbD) is a digital print process using CMYK colors. There is no charge to print standard CMYK (process) colors contained within an image file. If you wish to simulate a specific color(s) in the vector art file, it will need to be labeled as a “spot color” (instead of process color).

Target color


Target color requests for AbD custom imagery require additional design time and a file containing spot colors. There will be an additional charge for each desired target color.

Solid color sheet

There is no additional design fee for full solid color printed AbD sheets using standard CMYK (process) colors.

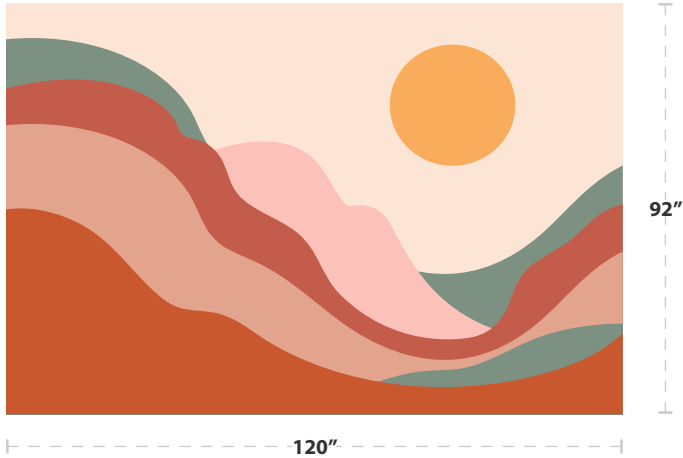
Matching

Some projects require additional design time to ensure proper alignment/matching of graphics across doors or various surface planes. Please contact your Sales Representative about additional design fees or lead time that may apply.

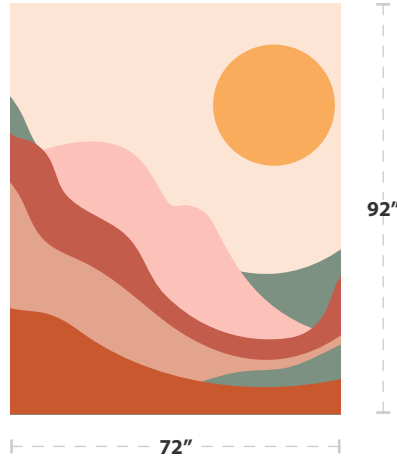


Acrovyn by Design[®] *custom graphics setup fee examples*

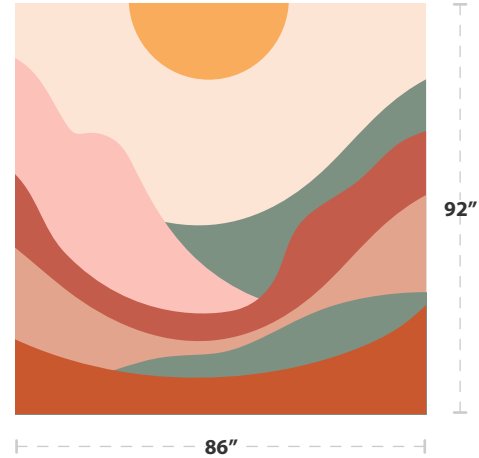
Image setup



1 image at 1 size = 1 image setup fee



1 image at 2 different sizes = 2 image setup fees
(cropped, scaled, and resized)



Custom color - optional for spot color matching requests



 Target spot color fee



 Target spot color fee



 Target spot color fee

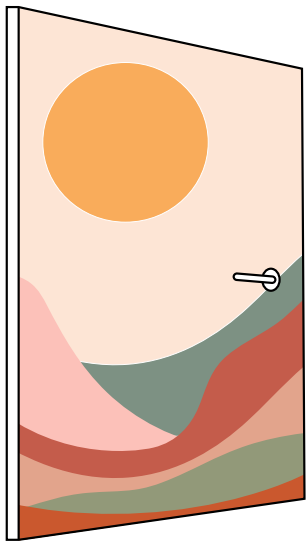
=



 = 3 spot color fees

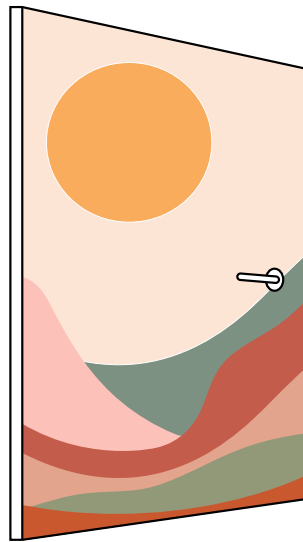
Acrovyn Doors by Design™

custom graphics setup fee examples

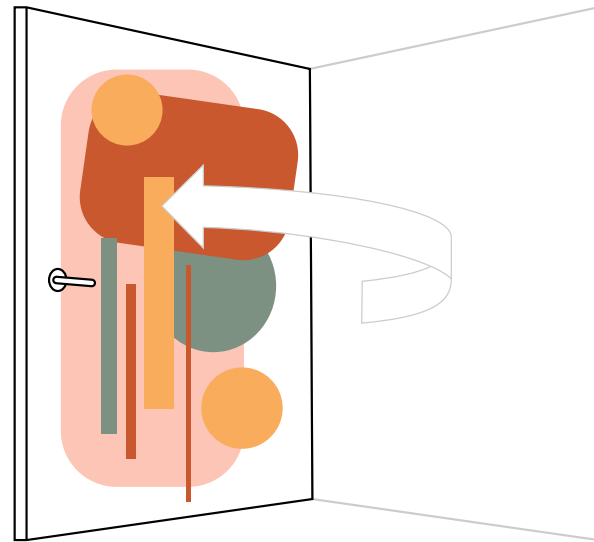


Front of door

1 image = 1 image setup fee



+



Front & back of door

2 different images = 2 image setup fees

Print process



1. Order



2. Evaluation



3. Digital Layout



4. Sample



5. Production

Upon submitting your order CS will send:

- Upload link for your artwork
- Artwork Requirements

Customer to upload to the link provided:

- All artwork or stock image #'s
- Dimensions and/or Drawings Verified in Field (VIF). *Note: VIF are preferred because they reduce the amount of revisions and delays with your project*
- Desired address for Acrovyn by Design samples to be shipped to for approval
- Design intent, including any target swatches* or materials

*Additional fees may be applied for target colors.

- Once CS receives all prerequisites from Step 1, a dedicated Production Artist will evaluate digital assets and specifications.

LEAD TIME

2-3 weeks after confirmation that all prerequisites have been received

- CS to create a digital layout* to show artwork, dimensions and seam locations. *File will come separate from other CS submittal documents.

LEAD TIME

2-3 weeks after confirmation that all prerequisites have been received (see Step 1)

- Customer to review, sign and return digital layout

Any revisions** can take 5 -10 business days for a new digital layout

**VIF dimensions will reduce the amount of revisions and delays with your project.

- CS will mail a sample and email a PDF of sample layout. The 24" x 24" sample will be cropped artwork at 100% scale.

LEAD TIME

6 -11 business days from the time digital layout is emailed to the customer

- Customer to approve and sign

Note: CS will provide up to 3 rounds of samples per project. Additional samples will be billed additional setup fees.

- Upon receipt of signed and approved sample, production will commence.

LEAD TIMES

Acrovyn® Sheet:

Acrovyn® Doors:

Acrovyn® Wall Panels:

Note: Please contact your CS Representative for current production lead times

- CS responsible
- Customer responsible

Product lead times are subject to change.



Digital *image guide*

We can work with multiple image formats; ultimately the desired result will determine the kind of image necessary.



Key Image Characteristics	Vector Image	Raster Image
Comprised of	Multiple reference points & curves	Pixels (dot or square) on a 2D grid
Scalability	Scalable without quality loss; edges remain sharp at any size	Lose quality when scaled; edges appear jagged when enlarged
Convertability	Convertible to raster	Not convertible to vector
Typical image type	Logos, symbols & illustrations	Photography & composite images
Color accuracy	Greater color matching capability	Greater potential for color shifting
Color matching	Spot colors available as vector artwork only	Spot colors not available
Acceptable print file formats	EPS, AI, PDF	JPEG, TIFF (preferred), PSD

Image *requirements checklist*

Please use this checklist as you prepare to send your files to Construction Specialties (CS) for printing.

Acceptable files

- Vector artwork: EPS, AI, PDF (editable)
- Raster artwork: PSD, TIFF, PSB, JPEG (high res)
- Supply original un-flattened artwork files.
- Include the most current version of all placed files.
- Ensure the resolution of images is at least 150 PPI at 100% of the final size (300 PPI is preferred).
- Link or place support files in the document. Place any linked files in a folder marked LINKS.

Fonts

- Convert fonts in any linked or placed artwork to outlines.

Colors

- Clearly define Pantone color matches. Ensure that enabled spot colors appear in the color palette.
- Provide physical custom color swatches and the name of the paint manufacturer within the job file.
- For all jobs, regardless of color, ensure that all colors used in linked/placed files follow the same color naming as those in the layout.

Artboard

- Delete all unwanted items from the artboard and outside the margins.

Advanced

- Ensure that blend modes, transparencies, shadowing effects, etc. are flattened prior to submission.

File collection

- Include a low-resolution PDF of the file for proofing purposes.
- Include relevant elevation/mural dimensions of the area.

Please contact your local representative to share your file(s) with us and to receive both your personalized file upload link and [Acrovyn by Design® Copyright Agreement](#).

COPYRIGHT AGREEMENT

We suggest thoroughly researching the origin and copyright status of any image that you intend to use prior to placing your order with us. CS requires a signed Acrovyn by Design® Copyright Agreement in order to avoid any unnecessary delays and potential copyright infringement claims.

Find the *perfect image*

We've partnered with Getty and iStock for beautiful stock graphics! Finding an image has never been easier or more convenient.

[Browse Images](#) →

Tips for filtering images



IMAGE RESOLUTION

- All
- 12 MP and larger
- 16 MP and larger
- 21 MP and larger

21MP and larger filter setting is required.

ORIENTATION

- Vertical
- Horizontal
- Square
- Panoramic h...

Make sure image orientation matches the wall orientation. Use Panoramic for longer walls in corridors.

LICENSE TYPE



Ensure the image is designated "royalty-free". An image with the letters "RF" in the top corner is a royalty-free image.

EXCLUSIONS



Exclude "Editorial use only"



When scaled, images may appear out of focus or blurry when viewed up close.



Tips for selecting an image

IMAGE SIZE

Extra Small

Small

Medium

Large
8982 x 6000 px (29.94 x 20 in)
300 dpi | 50.0 MP

Select the largest image size available. We recommend images for murals with more than two sheets have at least 5000px as the smallest dimension.

IMAGE TYPES

Photos

Illustrations

Vectors

Consider using a vector image if scaling is a concern; they can be scaled infinitely. Vector images should also be used for target spot colors or any color matching.

IMAGE CREATIVE ID#



DETAILS

Credit:	Maya Karkalicheva
Creative #:	1145184679
License type:	Royalty-free
Collection:	Moment
Location:	Bansko, Blagoevgrad, Bulgaria
Release info:	Model released

Locate the image's "**Creative #**" and provide it to your Sales Representative.

[Browse Images →](#)



**PENN STATE
HEALTH CHILDREN'S
HEART GROUP**
ACROVYN BY DESIGN

Explore our full product offerings in action.

Acrovyn® Wall Protection + Doors | Acrovyn® Wall Covering + Panels
Architectural Louvers | Architectural Grilles + Vision Barriers | Cubicle Curtains + Tracks | Entrance Mats + Grids
Expansion Joint Covers | Explosion + Pressure Relief Vents | Sun Controls