


EPD OPTIMIZATION ASSESSMENT



Product: Acrovyn® Wall Covering Sheets

Manufacturer: Construction Specialties

Current EPD: Acrovyn® Wall Covering Sheets [EPD11157](#) at NSF. Valid: 12/15/2025 – 12/15/2030.

Reference EPD: Acrovyn® Wall Covering Sheets, Acrovyn® Kick/Push Plates, Acrovyn® Door Claddings, EPD 10455. Valid: 4/11/2020 – 4/11/2025. The reference EPD has been superseded by the current EPD and is no longer listed online but is available upon request.


Comparison Type: Current EPD vs Reference EPD

Scope of Comparison: Cradle-to-Gate (A1-A3)

Period of Validity: 05/31/2026 – 12/15/2030

LEED Credit Achieved	<input type="checkbox"/> LEED v4.1: Option 2, less than -10% GWP	<input type="checkbox"/> LEED v5: BPSP w/ -20% GWP
	<input type="checkbox"/> LEED v4.1: Option 2, greater than -10% GWP	<input checked="" type="checkbox"/> LEED v5: BPSP w/ -40% GWP
	<input checked="" type="checkbox"/> LEED v4.1: Option 2, greater than -20% GWP	

COMPARISON SUMMARY



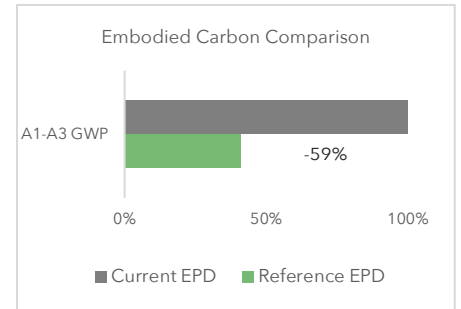
The current EPD was compared to the reference EPD using 15 indicators. A single score of 0 (Not Comparable) or multiple scores of 1 (Problematic for Comparison) would result in the current and reference EPDs not being able to be compared.

For this comparison, two product-specific EPDs, covering the same product, were compared.

Impacts for 1m² of Acrovyn® Wall Covering Sheets


TRACI 2.1 Impact Category*	Reference EPD				Current EPD				A1-A3 % change from Reference EPD
	A1-A3	A4-A5	B1-B7	C1-C4	A1-A3	A4-A5	B1-B7	C1-C4	
GWP	7.72E+00	2.26E-01	5.68E+01	4.16E-02	3.59E+00	6.22E-01	2.23E+01	3.23E-02	-53%
ODP	8.52E-11	1.82E-16	3.42E-10	1.01E-16	2.14E-12	2.16E-13	9.97E-12	6.36E-15	-97%
AP	3.69E-02	9.87E-04	2.08E-01	1.75E-04	1.32E-02	1.39E-03	1.18E+00	1.58E-04	-64%
EP	1.10E-03	9.09E-05	1.16E-02	1.23E-05	5.58E-04	8.34E-05	4.43E-03	2.34E-04	-49%
ADP_f	9.53E+01	2.91E+00	7.42E+02	6.28E-01	5.62E+01	6.02E+00	4.06E+02	4.75E-01	-41%

*GWP = Global Warming Potential [kg CO₂ eq], ODP = Ozone Depletion Potential [kg CFC 11-eq], AP = Acidification Potential [kg SO₂ eq], EP = Eutrophication Potential [kg N eq], ADP_f = Abiotic Depletion Potential - Fossil Fuels [MJ surplus energy]



Impact Reduction Sources

Compared to the reference EPD, the current EPD reflects an increased percentage of recycled content in the product, resulting in a reduction of A1–A3 GWP impacts of -53%.



Per ISO 14025, “Type III environmental declarations are intended to allow a purchaser or user to compare the environmental performance of products on a life cycle basis. Therefore, comparability of Type III environmental declarations is critical. The information provided for this comparison shall be transparent in order to allow the purchaser or user to understand the limitations of comparability inherent in the Type III environmental declarations.” The table below showcases the criteria utilized to determine if the two EPDs are comparable.

Criteria	Score	Description
Product Category		
Product Type	3	The product types are equivalent.
Product Category Rule	3	The same product category rule was followed for both assessments.
Function	3	The function is the same for both products.
Technical Performance	3	It is assumed the technical performance is equivalent between the two products.
Relevant Comparison	3	The products are equivalent in both the reference and current EPD.
Scope		
Functional Unit	3	The functional units for both products are equivalent at 1 m ² .
System Boundary	3	To minimize assumption bias in this comparison, only A1-A3 is considered for both products.
Calculation Procedures	3	Same procedures, assumptions, and methodologies were used in the reference and current EPD.
Allocation	3	The same allocation rules were followed.
LCIA Method	3	The same LCIA method was used and the same indicators reported.
Data and Results		
Software	3	The same software, LCA For Experts (formerly GaBi), was used for the reference and current EPD.
Background LCI Data	3	The same background LCI data, MLC Database (formerly GaBi Database), was used for the reference and current EPD.
Primary Data Vintage	3	The reference EPD uses 2017 data and the current EPD utilizes 2023 primary data. Both are representative of the products under study in the representative EPDs.
Data Quality	3	All assumptions are equivalent.
Results	3	Results were presented with the same groupings by LCIA indicator.

Based on this comparability assessment, the products in question are deemed comparable for the purposes of LEED credit achievement. It is WAP Sustainability’s professional opinion that Acrovyn® Wall Covering Sheets from Construction Specialties meets the following LEED Materials and Resource Credit, Environmental Product Declaration for:

- LEED v4.1, Option 2, greater than -20% GWP Reduction
- LEED v5, BPSP with a -40% GWP Reduction



Vicki Rybl
 Director of Life Cycle Assessment
 WAP Sustainability, LLC