

PEDIMAT WITH RECESSED LEVEL BASE FRAME / TRIMMABLE EDGE ALL SIDES



INSERT STYLE:

INSERT COLOR: PLEASE ADVISE

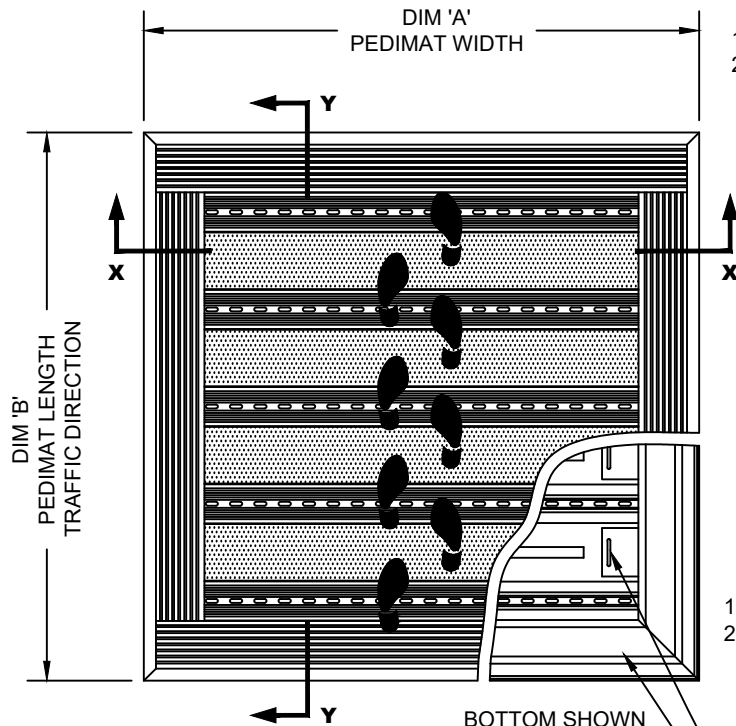
CATALOG NUMBER: M1

PART NUMBER:

|     |             |      |    |
|-----|-------------|------|----|
| NO. | REVISION    | DATE | BY |
| NO. | F&F RELEASE | DATE | BY |

-   
**EXTERIOR CARPET**  
 M1EC  
 19C018XXX
-   
**HEAVY-DUTY CARPET**  
 M1HC  
 19C010XXX
-   
**RUBBER**  
 M1V  
 19V022501  
 #8501 BLACK

**PEDIMAT INSERT STYLES**



**TYPICAL PLAN VIEW**

SQUARE END VINYL  
 1" (25.4mm) WIDE (17V011XXX)  
 2" (50.8mm) WIDE (17V012XXX)

ALUMINUM LEVEL  
 BASE FRAME  
 (17A003XXX)

EXTRUDED ALUMINUM  
 CONNECTING RAIL  
 (17A009XXX)

SQUARE EDGE VINYL  
 1" (25.4mm) WIDE (17V015XXX)  
 2" (50.8mm) WIDE (17V016XXX)

SQUARE EDGE VINYL  
 STAPLED TO RAILS

DIM 'B'  
 PEDIMAT LENGTH  
 TRAFFIC DIRECTION

**SECTION Y-Y**

RIGID VINYL / ACRYLIC  
 CARRIER w/ COEXTRUDED  
 SOFT DUROMETER PVC  
 CUSHIONS (17N001108)

DIM 'A'  
 PEDIMAT WIDTH

**SECTION X-X**

LATEX SCREEN  
 (BY OTHERS)

MASONRY LAG  
 FASTENER  
 (90H066004)  
 24" (609.6mm) O.C

**NOTES:**

\*ALL SURFACES IN CONTACT WITH MASONRY ARE TO RECEIVE A COAT OF ZINC CHROMATE PRIMER

\*MAX. SINGLE GRID SIZE NOT TO EXCEED 12'-0" (3.66M) IN WIDTH (DIM "A") OR 100 SQUARE FEET

\*PLEASE VERIFY TRAFFIC DIRECTION

\*ADDITIONAL SPECIFICATIONS ARE CONTAINED IN THE LATEST C/S CATALOG OR AT C-SGROUP.COM AND ARE CONSIDERED PART OF THIS TRANSMITTAL.

\*PEDIMAT SHALL BE ABLE TO SUPPORT A 350 LB. ROLLING LOAD. LARGER LOADING MAY BE ACCOMMODATED. CONTACT C/S SALES WITH SPECIFIC LOADING REQUIREMENTS.

**CS Construction Specialties**  
 6696 Route 405 Highway, Muncy PA 17756  
 (800) 233-8493 • Fax (570) 546-4692 • www.c-sgroup.com

| PLEASE VERIFY ALL | QTY | MARK # | LOCATION | MODEL | DIM 'A' WIDTH | DIM 'B' LENGTH | FINISH | NOTES |  |
|-------------------|-----|--------|----------|-------|---------------|----------------|--------|-------|--|
|                   |     |        |          |       |               |                |        |       |  |
|                   |     |        |          |       |               |                |        |       |  |
|                   |     |        |          |       |               |                |        |       |  |
|                   |     |        |          |       |               |                |        |       |  |

|             |       |          |
|-------------|-------|----------|
| PROJECT:    |       |          |
| LOCATION:   |       |          |
| CONTRACTOR: |       |          |
| AGENT:      |       | SHT:     |
| DRG. BY:    | DATE: | JOB NO.: |