

ZB Series

TECHNICAL DATA:

Load Capacity

- 3,000 lbs. concentrated load per IBC2009 T1607.1

Seal


- Material - EPDM
- Color – Black
- Durometer – 75 Shore A, ASTM D2240

Epoxy

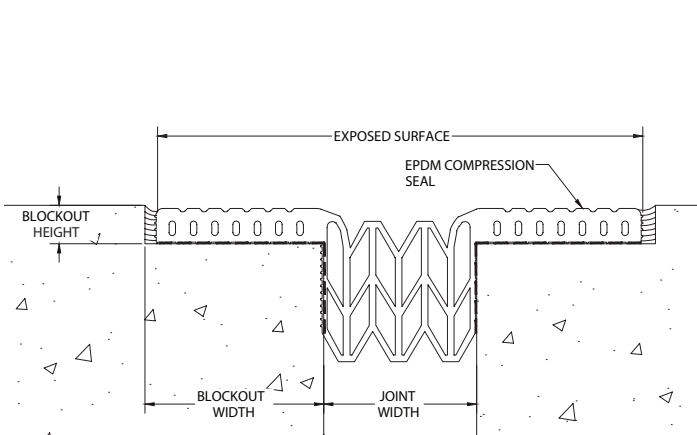
- 2 part
- Gel Time – 35 minutes, ASTM C881
- Bond Strength (2 day cure) – 2500 psi, ASTM C882
- Bond Strength (14 day cure) – 4000 psi, ASTM C882
- Compressive Modulus – 285,100 psi, ASTM D695

Edge Sealant

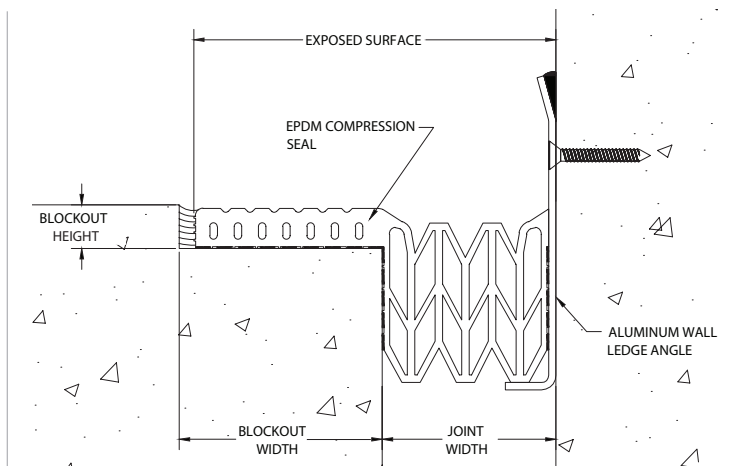
- Tack free time – 35 minutes, ASTM C679
- Hardness – 30 shore A, ASTM C661



MODEL	JOINT WIDTH	MINIMUM OPENING	MAXIMUM OPENING	EXPOSED SURFACE	BLOCKOUT WIDTH	BLOCKOUT HEIGHT
ZB-100	1.00" (25mm)	0.50" (13mm)	1.50" (38mm)	7.50" (191mm)	3.50" (89mm)	0.75" (19mm)
ZB-200	2.00" (51mm)	1.00" (25mm)	3.00" (76mm)	8.50" (216mm)	3.50" (89mm)	0.75" (19mm)
ZB-300	3.00" (76mm)	1.50" (38mm)	4.50" (114mm)	9.50" (241mm)	3.50" (89mm)	0.75" (19mm)
ZB-400	4.00" (102mm)	2.00" (51mm)	6.00" (152mm)	10.50" (267mm)	3.50" (89mm)	0.75" (19mm)
ZB-100ALT	1.00" (25mm)	0.50" (13mm)	1.50" (38mm)	4.25" (108mm)	3.50" (89mm)	0.75" (19mm)
ZB-200ALT	2.00" (51mm)	1.00" (25mm)	3.00" (76mm)	5.25" (133mm)	3.50" (89mm)	0.75" (19mm)
ZB-300ALT	3.00" (76mm)	1.50" (38mm)	4.50" (114mm)	6.25" (159mm)	3.50" (89mm)	0.75" (19mm)



ZB



ZB (ALT)