

HELIX MODEL Z2 WITH HELIX Z1 BORDER AND TAPERED ANGLE FRAME

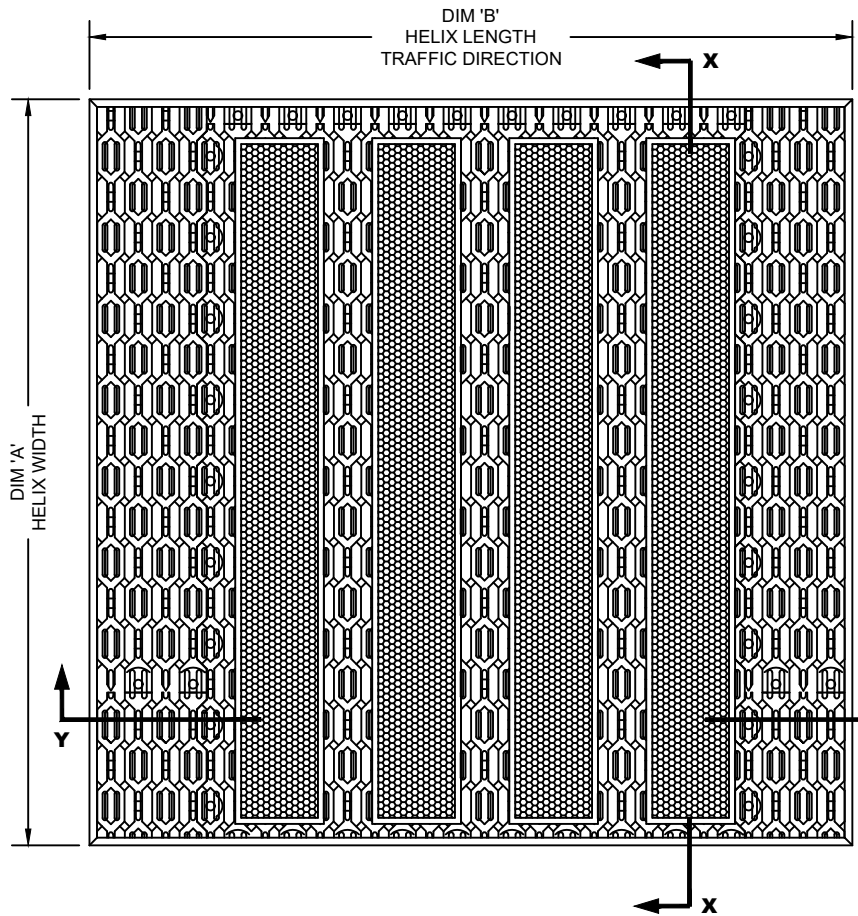
INSERT STYLE: PLEASE ADVISE

INSERT COLOR: PLEASE ADVISE

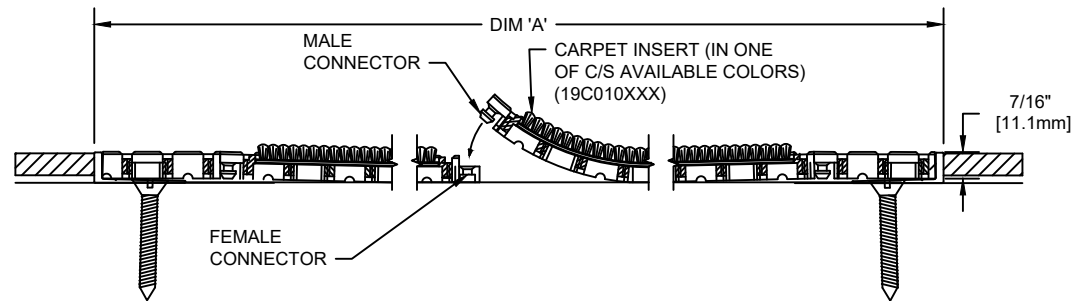
CATALOG NUMBER: HZ2 / HZ1

PART NUMBER: 181004XXX

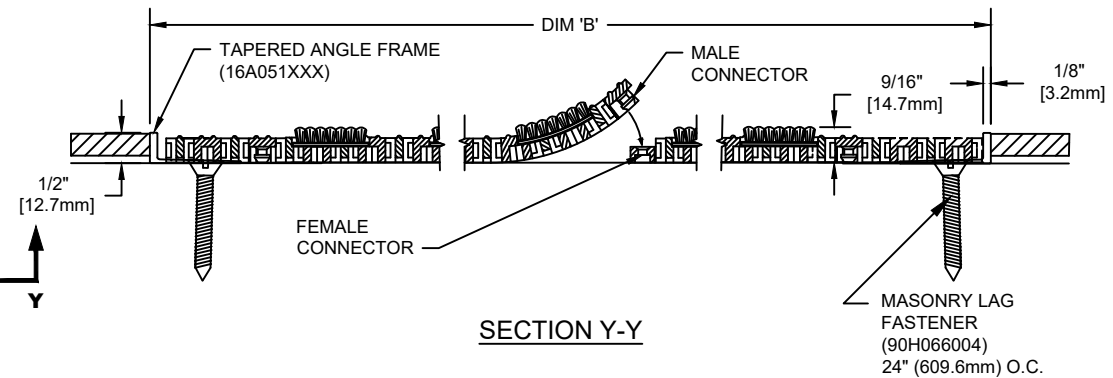
NO.	REVISION	DATE	BY
NO.	F&F RELEASE	DATE	BY



TYPICAL PLAN VIEW



SECTION X-X



SECTION Y-Y

NOTES:

\*SUPPLIED IN SINGLE TILES Z1 (60) AND Z2 (45 TILES) PER CASE.

\*HELIX Z2 IS ABLE TO SUPPORT A 600 LB ROLLING LOAD.

\*ADDITIONAL SPECIFICATIONS ARE CONTAINED IN THE LATEST C/S CATALOG OR AT C-SGROUP.COM AND ARE CONSIDERED PART OF THIS TRANSMITTAL.

\*INDIVIDUAL TILES MEASURE 12" WIDE BY 9" IN LENGTH.

**CS Construction Specialties™**  
 6696 Route 405 Highway, Muncy PA 17756  
 (800) 233-8493 • Fax (570) 546-4692 • www.c-sgroup.com

PLEASE VERIFY ALL	QTY	MARK #	LOCATION	MODEL	DIM 'A' WIDTH	DIM 'B' LENGTH	MAT COLOR	FRAME FINISH
							BLACK OR GRAY	
							BLACK OR GRAY	
							BLACK OR GRAY	
							BLACK OR GRAY	

PROJECT:		
LOCATION:		
CONTRACTOR:		
AGENT:		SHT:
DRG. BY:	DATE:	JOB NO.: