

Model PL-3705 - 1" (2.54 mm) Hole Pattern
5.375" (136.5 mm) Perforated Vertical Storm Resistant Fixed Louver

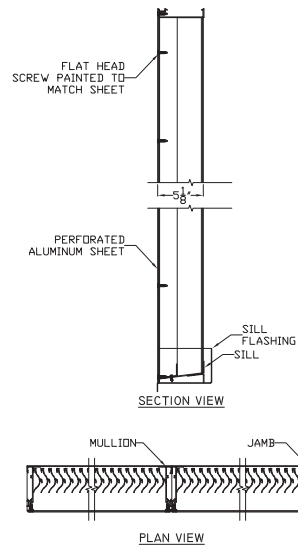
Material:

Material:	Louver 6063-T6 Alloy Perforated Sheet 3003 H14 aluminum
Nominal Thickness (heads, sills, jamps, & mullions):	0.08" (2.03 mm)
Nominal Blade Thickness:	0.05" (1.27 mm)
Additional Options (at additional cost):	Rear bird or Insect screen Continuous clip angles for attachment Sheet blank off, Insulated blank off Sill pans, Flange frames Integrated glazing frames

Test Summary:
For a 4 Foot by 4 Foot Unit.


Tested with mill finish and no rear bird or insect screen

- Free area = 8.51 ft² (0.79m²)
- Percent free area = 53.2%
- Intake pressure drop at 1000 FPM free area velocity = 0.16 in. H₂O (38.5 Pa)
- To maintain a CLASS A (99%) effectiveness rating* with:
 - a 50 mph wind speed and rainfall rate of 8 in/hr
 - Max. intake core velocity 5.0 m/s (985 FPM)
 - Max. intake free area velocity 8.9 m/s (1,760 FPM)



Discharge Coefficient
 Intake Cd = 0.37 (Class 2)

PATENT PENDING



Application and Design

Model PL-3705 (1" holes) is tested to and passed AMCA 550 High Velocity Wind Driven Rain Resistant Louvers in the fully open position that permits airflow through the louver.

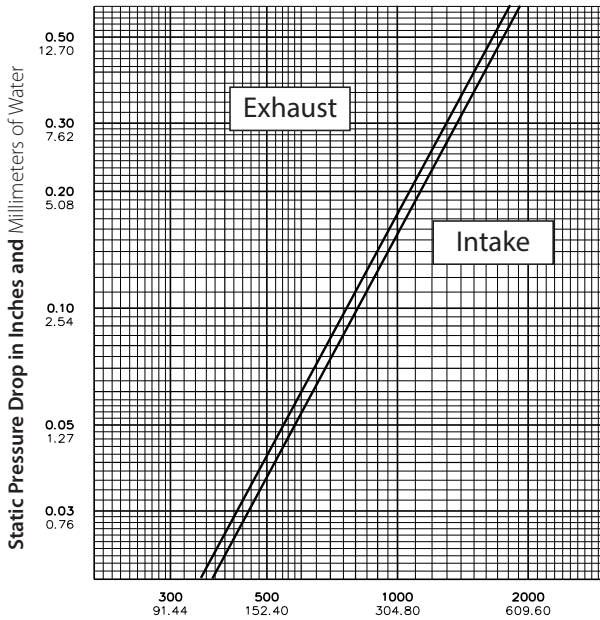
Wind Driven Rain Performance: Tested with 1m² core area, mill finish and no rear bird or insect screen*

The louver test was based on a 39.370" (1.0 m) x 39.370" (1.0 m) core area unit tested at a rainfall rate of 8" per hour (203 mm) and a wind velocity of 50 mph (22.3 m/s). The test data shall show the water penetration effectiveness rating at each corresponding ventilation rate.

50 mph (22.3 m/s) & 8" (203 mm) rain per hour

Core Velocity Through Cal. Plate (m/s):	0.0	0.5	1.0	1.5	2.0	2.5	3.0	3.5	4.0	4.5	5.0
Core Velocity Through Louver (ft/min):	0	99	198	296	393	492	591	689	788	886	985
Free Area Velocity (ft/min):	0	177	354	530	703	880	1056	1232	1408	1584	1760
Rating Effectiveness:	A	A	A	A	A	A	A	A	A	A	A
Effectiveness Ratio (%):											100.0
Effectiveness Rating:	A = 1 to 0.99			B = 0.989 to 0.95			C = 0.949 to 0.80			D = Below 0.80	

**Model PL-3705 - 1" (2.54 mm) Hole Pattern
5.375" (136.5 mm) Perforated Vertical Storm Resistant Fixed Louver**



Air Velocity in Feet and Meters per Minute Through Free Area

Data corrected to standard air density.
48" x 48" (121.92cm x 121.92cm).

Free Area Table (Free area in sq. feet and sq. meters)

For additional sizes, please visit:

<https://www.c-sgroup.com/architectural-louvers/louvers-airflow-tool>

Width in Inches and Meters

	18	24	30	36	42	48	54	60
	0.46	0.61	0.76	0.91	1.07	1.22	1.37	1.52
18	0.93	1.31	1.69	2.07	2.45	2.84	3.27	3.55
	0.46	0.09	0.12	0.16	0.19	0.23	0.26	0.30
24	1.30	1.83	2.37	2.90	3.44	3.97	4.58	4.96
	0.61	0.12	0.17	0.22	0.27	0.32	0.37	0.43
30	1.67	2.36	3.04	3.73	4.42	5.11	5.89	6.38
	0.76	0.16	0.22	0.28	0.35	0.41	0.47	0.55
36	2.04	2.88	3.72	4.56	5.40	6.24	7.20	7.80
	0.91	0.19	0.27	0.35	0.42	0.50	0.58	0.67
42	2.41	3.40	4.40	5.39	6.38	7.38	8.51	9.22
	1.07	0.22	0.32	0.41	0.50	0.59	0.69	0.79
48	2.78	3.93	5.07	6.22	7.36	8.51	9.82	10.64
	1.22	0.26	0.36	0.47	0.58	0.68	0.79	0.91
54	3.15	4.45	5.75	7.05	8.35	9.64	11.13	12.06
	1.37	0.29	0.41	0.53	0.65	0.78	0.90	1.03
60	3.52	4.98	6.43	7.88	9.33	10.78	12.44	13.47
	1.52	0.33	0.46	0.60	0.73	0.87	1.00	1.16
66	3.89	5.50	7.10	8.71	10.31	11.91	13.75	14.89
	1.68	0.36	0.51	0.66	0.81	0.96	1.11	1.28
72	4.27	6.02	7.78	9.54	11.29	13.05	15.05	16.31
	1.83	0.40	0.56	0.72	0.89	1.05	1.21	1.40
78	4.64	6.55	8.46	10.36	12.27	14.18	16.36	17.73
	1.98	0.43	0.61	0.79	0.96	1.14	1.32	1.52
84	5.01	7.07	9.13	11.19	13.26	15.32	17.67	19.15
	2.13	0.47	0.66	0.85	1.04	1.23	1.42	1.64
90	5.38	7.59	9.81	12.02	14.24	16.45	18.98	20.57
	2.29	0.50	0.71	0.91	1.12	1.32	1.53	1.76
96	5.75	8.12	10.48	12.85	15.22	17.59	20.29	21.98
	2.44	0.53	0.75	0.97	1.19	1.41	1.63	1.89
102	6.12	8.64	11.16	13.68	16.20	18.72	21.60	23.40
	2.59	0.57	0.80	1.04	1.27	1.51	1.74	2.01
108	6.49	9.16	11.84	14.51	17.18	19.86	22.91	24.82
	2.74	0.60	0.85	1.10	1.35	1.60	1.84	2.13
114	6.86	9.69	12.51	15.34	18.17	20.99	24.22	26.24
	2.90	0.64	0.90	1.16	1.43	1.69	1.95	2.25
120	7.23	10.21	13.19	16.17	19.15	22.13	25.53	27.66
	3.05	0.67	0.95	1.23	1.50	1.78	2.06	2.37

Height in Inches and Meters

Upper Numerals English Units/Lower Numerals Metric Units