

BRJ-WC & BRJW-WC Series

TECHNICAL DATA:

Flanges

- Galvanized Steel - 26 Gage

EPDM – Membrane Cover (standard)

- Thickness: 0.060" (1.52 mm)
- Width: 12" up to 55" (30.48 cm up to 1.4 m)
- Colors: Black
- Closed Cell Support Foam
 - Thickness varies from 0.375" - 0.75" (9.53 mm to 19.1 mm) depending on bellows width.

PVC* – Membrane Cover

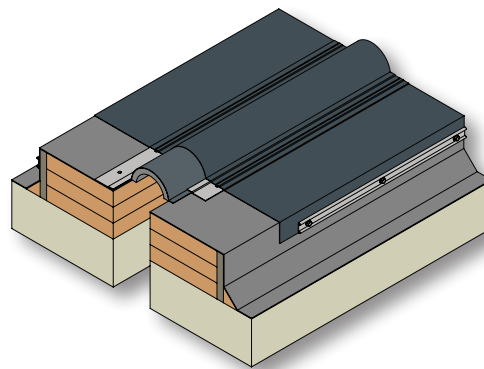
- Thicknesses: 0.060" (1.52 mm)
- Width: 8" up to 78" (20.32 cm up to 1.91 m)
(Depending on flashing and welding to the membrane requirements.)
- Colors: White, Grey, Grey ES, Sandstone, Sandstone ES
- Closed Cell Support Foam
 - Thickness varies from 0.375" - 0.75" (9.53 mm to 19.1 mm) depending on bellows width.
- Nail Strip: Rigid PVC
 - Width: 1.375" (3.49 cm)
 - Factory fabricated transitions are available.

TPO* – Membrane Cover

- Thicknesses: 0.060" (1.52 mm)
- Width: 16" up to 48" (40.64 cm up to 1.21 m)
(Depending on flashing and welding to the membrane requirements.)
- Colors: White, Grey, Tan
- Closed Cell Support Foam
 - Thickness varies from 0.375" - 0.75" (9.53 mm to 19.1 mm) depending on bellows width.
- Nail Strip: Neoprene coated nylon and galvanized steel
 - Width: 1.375" (3.49 cm)
 - Factory fabricated transitions are available.

Support Foam

- K Factor – 0.25 @ Ambient
- Thickness – Varies per Joint Size



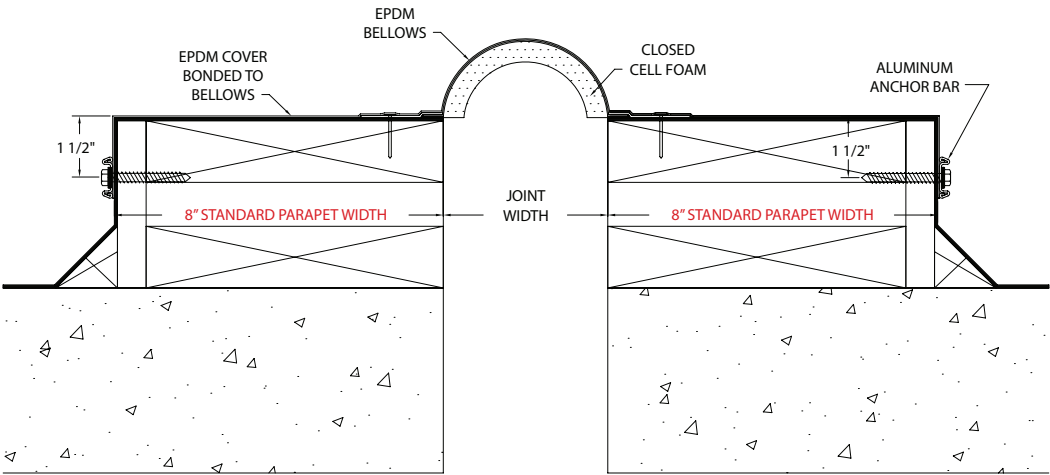
Capable of Lateral Movement

*Optional materials

BRJ-WC & BRJW-WC Series

MODEL	JOINT WIDTH	MINIMUM OPENING	MAXIMUM OPENING	EXPOSED SURFACE	BLOCKOUT WIDTH	BLOCKOUT HEIGHT
BRJ-100WC	1.00" (25mm)	0.00" (0mm)	3.00" (76mm)	N/A	N/A	N/A
BRJ-200WC	2.00" (51mm)	0.00" (0mm)	3.00" (76mm)	N/A	N/A	N/A
BRJ-300WC	3.00" (76mm)	0.00" (0mm)	4.50" (114mm)	N/A	N/A	N/A
BRJ-400WC	4.00" (102mm)	0.00" (0mm)	6.00" (152mm)	N/A	N/A	N/A
BRJ-500WC	5.00" (127mm)	0.00" (0mm)	7.50" (191mm)	N/A	N/A	N/A
BRJ-600WC	6.00" (152mm)	0.00" (0mm)	9.00" (229mm)	N/A	N/A	N/A
BRJ-700WC	7.00" (178mm)	0.00" (0mm)	10.50" (267mm)	N/A	N/A	N/A
BRJ-800WC	8.00" (203mm)	0.00" (0mm)	12.00" (305mm)	N/A	N/A	N/A
BRJ-900WC	9.00" (229mm)	0.00" (0mm)	13.50" (343mm)	N/A	N/A	N/A
BRJ-1000WC	10.00" (254mm)	0.00" (0mm)	15.00" (381mm)	N/A	N/A	N/A
BRJ-1100WC	11.00" (279mm)	0.00" (0mm)	16.50" (419mm)	N/A	N/A	N/A
BRJ-1200WC	12.00" (305mm)	0.00" (0mm)	18.00" (457mm)	N/A	N/A	N/A
BRJ-1300WC	13.00" (330mm)	0.00" (0mm)	19.50" (495mm)	N/A	N/A	N/A
BRJ-1400WC	14.00" (356mm)	0.00" (0mm)	21.00" (533mm)	N/A	N/A	N/A
BRJ-1500WC	15.00" (381mm)	0.00" (0mm)	22.50" (572mm)	N/A	N/A	N/A
BRJ-1600WC	16.00" (406mm)	0.00" (0mm)	24.00" (610mm)	N/A	N/A	N/A

Contact factory for larger sizes.

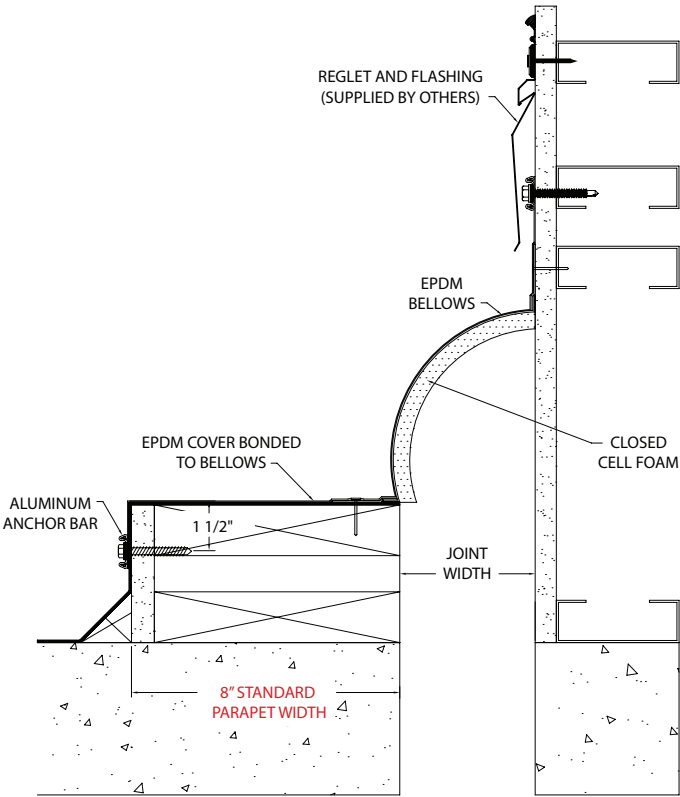


BRJ-WC

BRJ-WC & BRJW-WC Series

MODEL	JOINT WIDTH	MINIMUM OPENING	MAXIMUM OPENING	EXPOSED SURFACE	BLOCKOUT WIDTH	BLOCKOUT HEIGHT
BRJW-100WC	1.00" (25mm)	0.00" (0mm)	3.00" (76mm)	N/A	N/A	N/A
BRJW-200WC	2.00" (51mm)	0.00" (0mm)	3.00" (76mm)	N/A	N/A	N/A
BRJW-300WC	3.00" (76mm)	0.00" (0mm)	4.50" (114mm)	N/A	N/A	N/A
BRJW-400WC	4.00" (102mm)	0.00" (0mm)	6.00" (152mm)	N/A	N/A	N/A
BRJW-500WC	5.00" (127mm)	0.00" (0mm)	7.50" (191mm)	N/A	N/A	N/A
BRJW-600WC	6.00" (152mm)	0.00" (0mm)	9.00" (229mm)	N/A	N/A	N/A
BRJW-700WC	7.00" (178mm)	0.00" (0mm)	10.50" (267mm)	N/A	N/A	N/A
BRJW-800WC	8.00" (203mm)	0.00" (0mm)	12.00" (305mm)	N/A	N/A	N/A
BRJW-900WC	9.00" (229mm)	0.00" (0mm)	13.50" (343mm)	N/A	N/A	N/A
BRJW-1000WC	10.00" (254mm)	0.00" (0mm)	15.00" (381mm)	N/A	N/A	N/A
BRJW-1100WC	11.00" (279mm)	0.00" (0mm)	16.50" (419mm)	N/A	N/A	N/A
BRJW-1200WC	12.00" (305mm)	0.00" (0mm)	18.00" (457mm)	N/A	N/A	N/A
BRJW-1300WC	13.00" (330mm)	0.00" (0mm)	19.50" (495mm)	N/A	N/A	N/A
BRJW-1400WC	14.00" (356mm)	0.00" (0mm)	21.00" (533mm)	N/A	N/A	N/A
BRJW-1500WC	15.00" (381mm)	0.00" (0mm)	22.50" (572mm)	N/A	N/A	N/A
BRJW-1600WC	16.00" (406mm)	0.00" (0mm)	24.00" (610mm)	N/A	N/A	N/A

Contact factory for larger sizes.



BRJW-WC