


SJHD Series



Model SJHD

This flush-mounted metal floor cover is designed for interior or exterior applications and can handle heavy rolling loads. The self-centering aluminum center plate remains flush during thermal movement, and temporarily displaces to slide over the floor surface during seismic movement.

Advantages

- Accommodates seismic movement
- Models available for new to existing conditions
- Heavy duty loading up to 2,000 lbs
- Optional stainless cover plate



[View 3D Model](#) →

SJHD Series

Product Details

- Joint sizes range from 1" to 8" (25.4mm to 203.2mm)
- 10' (304.8cm) stock lengths
- Heavy Duty Loading up to 2,000 lbs
- Meets ASTM E1399



ADA Compliant

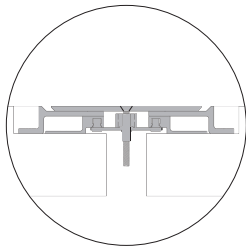


Vapor Barrier

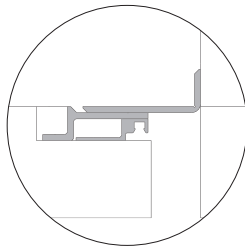


Fire Barrier

Model Details



Floor to Floor



Floor to Wall

MODEL	FLOOR TO FLOOR	FLOOR TO WALL	NEW TO EXISTING	HEAVY DUTY	STAINLESS
SJ-HD	•			•	
SJ-MHD	•		•	•	
SJHD-S	•			•	•
SJWHD		•		•	
SJWHD-S		•		•	•

Standard Finish



Mill

Aluminum in contact with concrete/masonry will have a 2 mil heavy metal free high solids primer

See all finish options online at c-sgroup.com.

Warranty

- Standard Five-Year Warranty



Learn More →