



# Standard Inserts


## Carpet Tred Inserts



7323  
Castle Gray



7325  
Wrought Iron\*



7324  
Gunmetal



9325  
Graphite




9332  
Anthracite




9321  
Pewter




9322  
Slate




9301  
Silverado



7304  
Sandstone




9305  
Espresso\*




9303  
Sandbar




9327  
Dry Brown



9313  
Midnight



7312  
Indigo



7319  
Hearty Moss


## Poured Abrasive Insert Colors




900  
Castle Gray




905  
Wrought Iron




903  
Sandstone



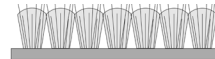
943  
Loam



953  
Twilight Blue



967  
Autumn Green



MonoTuft HD™ Our unique fiber combination, which contains monofilament fibers offers the most aggressive interior carpet insert available. Offered in the colors listed above.



\*Also available in Exterior Brush Tread. The rugged polypropylene fibers are designed to handle exterior elements.


## Abrasive Tape Insert Colors




8404  
Gray




8401  
Black




8403  
Brown



8402  
Brick Red




8407  
Indigo



8406  
Safety Yellow

## Rubber Tread Inserts



## Serrated Aluminum Inserts<sup>†</sup>



<sup>†</sup>Not available in Pedimat M1