


Install or remove handrail in half the time with the amazing Acrovyn® Quick Lock Bracket


Step 1

Quick Lock brackets are installed at appropriate height 32" on center.




Step 2

Simply place handrail assembly over Quick Lock bracket.



Step 3

Quick Lock cam is rotated clockwise one quarter turn with supplied wrench to lock handrail in place.



Quick Lock Brackets

Our exclusive assembly system reduces labor costs up to 50% and minimizes resident and operational disruption during installation.

No more drilling holes through wood or retainer

No more struggling with alignment

Easy bracket location and attachment

Allows for o-site pre-assembly

Removes easily for future wall maintenance

Quick lock brackets are **free** of charge on select models

Here's the proof



Standard Bracket Installation

To install 60 lineal feet in a corridor using standard brackets, two workers are required to complete the installation.

Elapsed Time

2 Workers - 1 Hour



Quick Lock Bracket Installation

To install 60 lineal feet in the same corridor using Quick Lock brackets, only one worker is required to complete the installation.

Elapsed Time

1 Worker - 1 Hour