

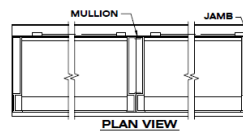
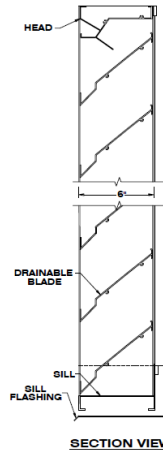
# Model DC-6174

## 6" (152.4 mm) Dade County Hurricane Louver

NOA: 24-0516.14  
 Florida Product Approval: FL-15929  
 Maximum Design Windload 170 PSF  
 TDI Approval: LVR-20

**Material:**

Material:	6063-T6 Alloy
Nominal Thickness:	Heads: 0.060" (1.52 mm) Sills: 0.080" (2.03 mm), Jambes & Mullions: 0.125" (3.18 mm)
Nominal Blade Thickness:	0.081" (2.05 mm)
Furnished With:	Birdscreen: ½" (12.7mm) intercrimp aluminum mesh, 0.063" (1.60 mm) diameter wire removeable aluminum bird screen in an aluminum frame
Additional Options (at additional cost):	Insect screen (in lieu of bird screen), Continuous clip angles for attachment Sheet blank off, Insulated blank off Sill pans, Flange frames, Integrated glazing frames



**Test Summary:**  
**For a 4 Foot by 4 Foot Unit.**

*Tested with mill finish and no screen*

- Free area = 9.22 ft² (0.850 m²)
- Percent free area = 57.6%
- Free area velocity at the point of beginning water penetration (@ 0.01oz. / ft² of free area based on a 15 minute interval test) = 1046 FPM (5.31 m/s)
- Intake pressure drop at 0.01 oz. / ft² free area velocity = 0.19 in. H<sub>2</sub>O (46.9 Pa)

**Discharge Coefficient**

Intake Cd = 0.38 (Class 2)

AMCA certifies the coefficient class only

Construction Specialties Inc. certifies that the louver model DC-6174 shown herein is licensed to bear the AMCA Seal. The ratings shown are based on tests and procedures performed in accordance with AMCA Publication 511 and comply with the requirements of the AMCA Certified ratings Program. The AMCA Certified Ratings Seal applies to air performance ratings and water penetration ratings.

**Dade County Protocols:**

- TAS-201: Large and small missile impact
- TAS-202: Criteria for testing impact and not impact resistant building envelope components using static uniform air pressure
- TAS-203: Criteria for testing products subject to cyclic wind pressure

Construction Specialties Inc. certifies that the louver model DC-6174 shown herein is approved to bear the AMCA listing Label. Construction Specialties Inc. certifies that louver model DC-6174 shown herein is approved for louvers with a minimum blade span of less than 305 mm (12 in) and a maximum unsupported blade span of 1219 mm (48 in).

The ratings shown are based on tests and procedures performed in accordance with AMCA Publications and comply with the requirements of the AMCA listing Label Program. The AMCA International Listing Label applies to wind borne debris impact resistant louvers rated for Basic Protection. The AMCA International listing Label applies to pressure cycle tested Wind-Borne Debris Impact Resistant Louvers rated for Basic Protection and +/- 8kPa (170 PSF).

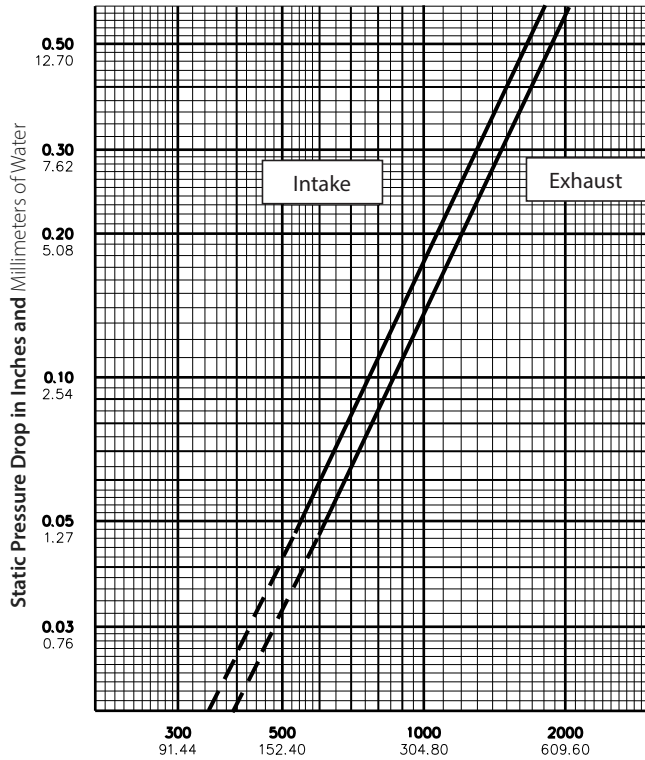


**Application and Design**

DC-6174 is tested in accordance with AMCA 540 Test Method for Louvers Impacted by Wind Borne Debris (Basic Protection, Missile Level D). The DC-6174 is tested in accordance with AMCA 500-L Air Performance and Water Penetration.

# Model DC-6174

## 6" (152.4 mm) Dade County Hurricane Louver



Air Velocity in Feet and Meters per Minute Through Free Area

Data corrected to standard air density.  
 48" x 48" (121.92cm x 121.92cm) louver tested to figure 5.5.

### Free Area Table (Free area in sq. feet and sq. meters)

For additional sizes, please visit:

<https://www.c-sgroup.com/louvers-airflow-tool>

Height in Inches and Meters	Width in Inches and Meters							
	18	24	30	36	42	48	54	60
0.46	0.09	0.13	0.16	0.19	0.23	0.26	0.29	0.33
18	1.00	1.36	1.72	2.08	2.44	2.81	3.17	3.53
0.46	0.09	0.13	0.16	0.19	0.23	0.26	0.29	0.33
24	1.45	1.98	2.51	3.03	3.56	4.09	4.62	5.14
0.61	0.13	0.18	0.23	0.28	0.33	0.38	0.43	0.48
30	1.91	2.60	3.29	3.98	4.68	5.37	6.06	6.76
0.76	0.18	0.24	0.31	0.37	0.43	0.50	0.56	0.63
36	2.36	3.22	4.08	4.94	5.79	6.65	7.51	8.37
0.91	0.22	0.30	0.38	0.46	0.54	0.62	0.70	0.78
42	2.82	3.84	4.86	5.89	6.91	7.93	8.96	9.98
1.07	0.26	0.36	0.45	0.55	0.64	0.74	0.83	0.93
48	3.27	4.46	5.65	6.84	8.03	9.22	10.41	11.59
1.22	0.30	0.41	0.52	0.64	0.75	0.86	0.97	1.08
54	3.73	5.08	6.43	7.79	9.14	10.50	11.85	13.21
1.37	0.35	0.47	0.60	0.72	0.85	0.98	1.10	1.23
60	4.18	5.70	7.22	8.74	10.26	11.78	13.30	14.82
1.52	0.39	0.53	0.67	0.81	0.95	1.09	1.24	1.38
66	4.68	6.38	8.08	9.78	11.48	13.18	14.88	16.59
1.68	0.43	0.59	0.75	0.91	1.07	1.22	1.38	1.54
72	5.16	7.04	8.92	10.79	12.67	14.55	16.42	18.30
1.83	0.48	0.65	0.83	1.00	1.18	1.35	1.53	1.70
78	5.64	7.70	9.75	11.80	13.86	15.91	17.96	20.01
1.98	0.52	0.72	0.91	1.10	1.29	1.48	1.67	1.86
84	6.13	8.36	10.59	12.81	15.04	17.27	19.50	21.73
2.13	0.57	0.78	0.98	1.19	1.40	1.60	1.81	2.02
90	6.61	9.01	11.41	13.82	16.22	18.62	21.02	23.43
2.29	0.61	0.84	1.06	1.28	1.51	1.73	1.95	2.18
96	7.08	9.66	12.23	14.81	17.39	19.96	22.54	25.11
2.44	0.66	0.90	1.14	1.38	1.62	1.85	2.09	2.33
102	7.56	10.31	13.06	15.81	18.55	21.30	24.05	26.80
2.59	0.70	0.96	1.21	1.47	1.72	1.98	2.23	2.49
108	8.04	10.96	13.88	16.80	19.73	22.65	25.57	28.49
2.74	0.75	1.02	1.29	1.56	1.83	2.10	2.38	2.65
114	8.52	11.61	14.71	17.81	20.90	24.00	27.10	30.19
2.90	0.79	1.08	1.37	1.65	1.94	2.23	2.52	2.81
120	8.96	12.22	15.48	18.74	22.00	25.26	28.52	31.78
3.05	0.83	1.14	1.44	1.74	2.04	2.35	2.65	2.95
126	9.42	12.84	16.27	19.69	23.12	26.54	29.97	33.39
3.20	0.87	1.19	1.51	1.83	2.15	2.47	2.78	3.10
132	9.87	13.46	17.05	20.64	24.23	27.82	31.41	35.00
3.35	0.92	1.25	1.58	1.92	2.25	2.58	2.92	3.25
138	10.33	14.08	17.84	21.59	25.35	29.10	32.86	36.62
3.51	0.96	1.31	1.66	2.01	2.36	2.70	3.05	3.40
144	10.78	14.70	18.62	22.54	26.47	30.39	34.31	38.23
3.66	1.00	1.37	1.73	2.09	2.46	2.82	3.19	3.55
150	11.24	15.32	19.41	23.50	27.58	31.67	35.75	39.84
3.81	1.04	1.42	1.80	2.18	2.56	2.94	3.32	3.70
156	11.91	16.25	20.58	24.91	29.24	33.57	37.91	42.24
3.96	1.11	1.51	1.91	2.31	2.72	3.12	3.52	3.92
162	12.37	16.87	21.36	25.86	30.36	34.86	39.35	43.85
4.11	1.15	1.57	1.98	2.40	2.82	3.24	3.66	4.07
168	12.82	17.49	22.15	26.81	31.47	36.14	40.80	45.46
4.27	1.19	1.62	2.06	2.49	2.92	3.36	3.79	4.22
174	13.28	18.11	22.93	27.76	32.59	37.42	42.25	47.08
4.42	1.23	1.68	2.13	2.58	3.03	3.48	3.92	4.37
180	13.73	18.73	23.72	28.71	33.71	38.70	43.70	48.69
4.57	1.28	1.74	2.20	2.67	3.13	3.60	4.06	4.52
186	14.19	19.35	24.51	29.67	34.82	39.98	45.14	50.30
4.72	1.32	1.80	2.28	2.76	3.24	3.71	4.19	4.67
192	14.64	19.97	25.29	30.62	35.94	41.27	46.59	51.91
4.88	1.36	1.86	2.35	2.84	3.34	3.83	4.33	4.82
198	15.10	20.59	26.08	31.57	37.06	42.55	48.04	53.53
5.03	1.40	1.91	2.42	2.93	3.44	3.95	4.46	4.97

Upper Numerals English Units/Lower Numerals Metric Units