

TRACK & ACCESSORIES



CUBICLE TRACK				CUBICLE TRACK				CUBICLE TRACK				CUBICLE TRACK			
QTY	A			QTY	A	B	SIDE	QTY	A	B	SIDE	QTY	A	B	SIDE
CUBICLE TRACK				CUBICLE TRACK				CUBICLE TRACK							
QTY	A	B	C	SIDE	QTY	A	B	C	SIDE	QTY	A	B	C	D	SIDE

TRACK & ACCESSORIES



CUBICLE TRACK					CUBICLE TRACK					CUBICLE TRACK				
QTY	A	B	C	SIDE	QTY	A	B	C	SIDE	QTY	A	B	C	SIDE





**CUSTOM RADIUS CUBICLE TRACK (PLEASE DRAW IT)
PLEASE DESCRIBE DIMENSIONS NEEDED AND RADIUS**

QTY	DIMENSION	RADIUS	ARC LENGTH	QTY	DIMENSION	RADIUS	ARC LENGTH

TRACK & ACCESSORIES



PLEASE SELECT ACCESSORIES NEEDED

							1062N	1075	1075P
	END CAP GATE	END CAP STOP	1062N CARRIER	1075 CARRIER	1075P CARRIER	SP062 CARRIER			
QTY:									
COLOR:				WHITE	WHITE				
							SPOOL CARRIER SP062		
									

IF CUBICLE TRACK WILL BE SUSPENDED FROM THE CEILING PLEASE SELECT THE ACCESSORIES NEEDED BELOW

					CUBICLE TRACK SPECS
	3/4" TUBE RISER	WALL SOCKET	CEILING SOCKET	TRACK SOCKET	THE C/S GROUP GENERAL CUBICLE TRACK IS DUAL CHANNEL, EXTRUDED ALUMINUM TRACK MADE FROM ALUMINUM ALLOY IN SATIN ANODIZED ORBAKED WHITE ENAMEL. TRACK DIMENSION ARE 1 3/8" X 3/4" DEEP WITH A MINIMUM WALL THICKNESS OF 0.062". DESIGNED TO BE SUSPENDED IN AREAS WITH HIGH CEILINGS OR WHERE OBSTRUCTIONS PREVENT MOUNTING THE TRACK DIRECTLY TO THE CEILINGS. HANGERS USED FOR SUSPENSION WILL BE 3/4" SQUARE ALUMINUM RODS WITH MINIMUM WALL THICKNESS OF 0.062". MOLDED NYLON FITTINGS WILL BE FINISHED TO MATCH THE SATIN FINISH OF ALUMINUM TRACK, SUSPENSION TO BE MADE NOT MORE THAN 3 FEET APART.
QTY:					
DIMENSION:		NONE	NONE	NONE	
COLOR:					